

| | |
|-------------|---|
| Nomor Surat | 883/WK/DIR/2024 |
| Nama Emiten | PT Waskita Karya (Persero) Tbk |
| Kode Emiten | WSKT |
| Perihal | Penyampaian Laporan Keuangan Interim Yang Tidak Diaudit |

Perseroan dengan ini menyampaikan laporan keuangan untuk periode 6 Bulan yang berakhir pada 30/06/2024 dengan ikhtisar sebagai berikut :

Informasi mengenai anak perusahaan Perseroan sebagai berikut :

| No | Nama | Kegiatan Usaha | Lokasi | Tahun Komersil | Status Operasi | Jumlah Aset | Satuan | Mata Uang | Persentase (%) |
|----|--------------------------------|----------------------------------|-----------|----------------|------------------------|--------------------|--------|-----------|----------------|
| 1 | PT Pemalang Batang Toll Road | Jalan Tol | Indonesia | 2018 | sudah beroperasi | 7.665.375.877.308 | PENUH | IDR | 60.0 |
| 2 | PT Waskita Karya Infrastruktur | Industri Pabrikasi dan Investasi | Indonesia | 2016 | sudah beroperasi | 807.530.171.780 | PENUH | IDR | 99.99 |
| 3 | PT Waskita Wado Energi | Energi | Indonesia | | dlm tahap pengembangan | 33.635.259.361 | PENUH | IDR | 99.99 |
| 4 | PT Waskita Sriwijaya Tol | Jalan Tol | Indonesia | | dlm tahap pengembangan | 18.198.455.538.450 | PENUH | IDR | 99.67 |
| 5 | PT Waskita Bumi Wira | Jalan Tol | Indonesia | 2020 | sudah beroperasi | 12.142.779.899.308 | PENUH | IDR | 99.92 |
| 6 | PT Tol Teluk Balikpapan | Jalan Tol | Indonesia | | dlm tahap pengembangan | 33.530.067.224 | PENUH | IDR | 60.0 |
| 7 | PT Waskita Fim Perkasa Realti | Property | Indonesia | 2018 | sudah beroperasi | 1.332.518.590.065 | PENUH | IDR | 90.0 |
| 8 | PT Waskita Transjawa Toll Road | Jalan Tol | Indonesia | 2020 | Sudah Beroperasi | 8.917.668.157.524 | PENUH | IDR | 88.08 |
| 9 | PT Transjawa Paspro Jalan Tol | Jalan Tol | Indonesia | | dlm tahap pengembangan | 5.875.380.979.779 | PENUH | IDR | 99.99 |
| 10 | PT Waskita Modern Realti | Property | Indonesia | 2018 | sudah beroperasi | 482.379.059.741 | PENUH | IDR | 60.0 |
| 11 | PT Waskita Toll Road | Jalan Tol | Indonesia | 2014 | sudah beroperasi | 64.910.183.074.412 | PENUH | IDR | 92.53 |
| 12 | PT Waskita Sangir Energi | Energi | Indonesia | 2016 | sudah beroperasi | 373.187.178.040 | PENUH | IDR | 94.7 |
| 13 | PT Waskita Beton Precast Tbk | Industri Pabrikasi | Indonesia | 2014 | sudah beroperasi | 5.118.722.912.937 | PENUH | IDR | 29.36 |
| 14 | PT Waskita Karya Realty | Property | Indonesia | 2015 | sudah beroperasi | 6.004.085.253.016 | PENUH | IDR | 99.99 |
| 15 | PT Trans Jabar Tol | Jalan Tol | Indonesia | 2019 | sudah beroperasi | 6.919.532.609.085 | PENUH | IDR | 99.99 |

Dokumen ini merupakan dokumen resmi PT Waskita Karya (Persero) Tbk yang tidak memerlukan tanda tangan karena dihasilkan secara elektronik. PT Waskita Karya (Persero) Tbk bertanggung jawab penuh atas informasi tertera di dalam dokumen ini.

[1000000] General information

Informasi umum

General information

| | 30 June 2024 | |
|---|---|---|
| Informasi umum | | General information |
| Nama entitas | PT Waskita Karya (Persero) Tbk | Entity name |
| Penjelasan perubahan nama dari akhir periode laporan sebelumnya | | Explanation of change in name from the end of the preceding reporting period |
| Kode entitas | WSKT | Entity code |
| Nomor identifikasi entitas | AA633 | Entity identification number |
| Industri utama entitas | Infrastruktur / Infrastructure | Entity main industry |
| Standar akuntansi yang dipilih | PSAK | Selected accounting standards |
| Sektor | J. Infrastructures | Sector |
| Subsektor | J2. Heavy Constructions & Civil Engineering | Subsector |
| Industri | J21. Heavy Constructions & Civil Engineering | Industry |
| Subindustri | J211. Heavy Constructions & Civil Engineering | Subindustry |
| Informasi pemegang saham pengendali | Indonesian Government | Controlling shareholder information |
| Jenis entitas | Local Company - Indonesia Jurisdiction | Type of entity |
| Jenis efek yang dicatatkan | Saham dan Obligasi / Stock and Bond | Type of listed securities |
| Jenis papan perdagangan tempat entitas tercatat | Pemantauan Khusus / Watchlist | Type of board on which the entity is listed |
| Apakah merupakan laporan keuangan satu entitas atau suatu kelompok entitas | Entitas grup / Group entity | Whether the financial statements are of an individual entity or a group of entities |
| Periode penyampaian laporan keuangan | Kuartal II / Second Quarter | Period of financial statements submissions |
| Tanggal Surat Pernyataan Direksi | July 22, 2024 | Date Of Board Of Directors' Statement Letter |
| Tanggal awal periode berjalan | January 01, 2024 | Current period start date |
| Tanggal akhir periode berjalan | June 30, 2024 | Current period end date |
| Tanggal akhir tahun sebelumnya | December 31, 2023 | Prior year end date |
| Tanggal awal periode sebelumnya | January 01, 2023 | Prior period start date |
| Tanggal akhir periode sebelumnya | June 30, 2023 | Prior period end date |
| Tanggal akhir 2 tahun sebelumnya | December 31, 2022 | Prior 2 year end date |
| Mata uang pelaporan | Rupiah / IDR | Description of presentation currency |
| Kurs konversi pada tanggal pelaporan jika mata uang penyajian selain rupiah | | Conversion rate at reporting date if presentation currency is other than rupiah |
| Pembulatan yang digunakan dalam penyajian jumlah dalam laporan keuangan | Satuan Penuh / Full Amount | Level of rounding used in financial statements |
| Jenis laporan atas laporan keuangan | Tidak Diaudit / Unaudit | Type of report on financial statements |

| | | |
|--|----------|--|
| Jenis opini auditor | | Type of auditor's opinion |
| Hal yang diungkapkan dalam paragraf pendapat untuk penekanan atas suatu masalah atau paragraf penjelasan lainnya, jika ada | | Matters disclosed in emphasis-of-matter or other-matter paragraph, if any |
| Hasil penugasan review | | Result of review engagement |
| Opini Hal Audit Utama | Ya / Yes | Any Key Audit Matters Opinion |
| Jumlah Hal Audit Utama | | Total Key Audit Matters |
| Paragraf Hal Audit Utama | | Key Audit Matters Paragraph |
| Tanggal laporan audit atau hasil laporan review | | Date of auditor's opinion or result of review report |
| Auditor tahun berjalan | | Current year auditor |
| Nama partner audit tahun berjalan | | Name of current year audit signing partner |
| Lama tahun penugasan partner yang menandatangani | | Number of years served as audit signing partner |
| Auditor tahun sebelumnya | | Prior year auditor |
| Nama partner audit tahun sebelumnya | | Name of prior year audit signing partner |
| Kepatuhan terhadap pemenuhan peraturan OJK Nomor: 75/POJK.04/2017 tentang Tanggung Jawab Direksi Atas Laporan Keuangan | Ya / Yes | Whether in compliance with OJK rules No. 75/POJK.04/2017 concerning responsibilities of board of directors on financial statements |
| Kepatuhan terhadap pemenuhan independensi akuntan yang memberikan jasa audit di pasar modal sesuai dengan POJK Nomor 13/POJK.03/2017 tentang Penggunaan Jasa Akuntan Publik dalam Kegiatan Jasa Keuangan | Ya / Yes | Compliance to the independency of Accountant that provide services in Capital Market as regulated in OJK rules No. 13/POJK.03/2017 concerning The Use of Public Accountant and Auditing Firm in Financial Services Activities. |

[3210000] Statement of financial position presented using current and non-current - Infrastructure Industry

Laporan posisi keuangan

Statement of financial position

| Laporan posisi keuangan | 30 June 2024 | 31 December 2023 | Statement of financial position |
|--|-------------------|-------------------|--|
| Aset | | | Assets |
| Aset lancar | | | Current assets |
| Kas dan setara kas | 1,874,728,199,649 | 1,340,065,112,240 | Cash and cash equivalents |
| Investasi jangka pendek | 8,448,200,000 | 8,448,200,000 | Short-term investments |
| Dana yang dibatasi penggunaannya lancar | 5,175,543,594,509 | 6,698,167,060,090 | Current restricted funds |
| Aset keuangan lancar | | | Current financial assets |
| Aset keuangan lancar yang diukur pada nilai wajar melalui laba rugi | | | Current financial assets at fair value through profit or loss |
| Aset keuangan lancar nilai wajar melalui pendapatan komprehensif lainnya | | | Current financial assets fair value through other comprehensive income |
| Aset keuangan biaya perolehan diamortisasi lancar | | | Current financial assets amortized cost investments |
| Aset keuangan lancar lainnya | 21,311,196,626 | 30,382,221,195 | Current other financial assets |
| Aset keuangan derivatif lancar | | | Current derivative financial assets |
| Piutang usaha | | | Trade receivables |
| Piutang usaha pihak ketiga | 594,172,375,399 | 521,591,791,974 | Trade receivables third parties |
| Piutang usaha pihak berelasi | 1,263,726,787,346 | 1,128,731,788,636 | Trade receivables related parties |
| Piutang sewa pembiayaan lancar | | | Current finance lease receivables |
| Piutang subsidi | | | Receivables on subsidy |
| Piutang lainnya | | | Other receivables |
| Piutang lainnya pihak ketiga | 1,997,778,281,383 | 1,864,494,231,257 | Other receivables third parties |
| Piutang lainnya pihak berelasi | 5,689,646,141,145 | 5,505,384,027,979 | Other receivables related parties |
| Persediaan lancar | | | Current inventories |
| Aset real estat lancar | 3,609,536,567,174 | 3,605,862,306,827 | Current real estate assets |
| Persediaan lancar | 552,097,485,106 | 586,602,221,310 | Current inventories |
| Biaya dibayar dimuka lancar | | | Current prepaid expenses |
| Jaminan lancar | | | Current guarantees |
| Uang muka lancar | 1,226,952,834,283 | 811,102,644,464 | Current advances |
| Pajak dibayar dimuka lancar | 813,606,737,713 | 621,103,612,176 | Current prepaid taxes |

| | | | |
|--|--------------------|--------------------|---|
| Klaim atas pengembalian pajak lancar | | | Current claims for tax refund |
| Aset pengampunan pajak lancar | | | Current tax amnesty assets |
| Aset non-keuangan lancar lainnya | | | Other current non-financial assets |
| Aset tidak lancar atau kelompok lepasan diklasifikasikan sebagai dimiliki untuk dijual | | | Non-current assets or disposal groups classified as held-for-sale |
| Aset tidak lancar atau kelompok lepasan diklasifikasikan sebagai dimiliki untuk didistribusikan kepada pemilik | | | Non-current assets or disposal groups classified as held-for-distribution to owners |
| Jumlah aset lancar | 22,827,548,400,333 | 22,721,935,218,148 | Total current assets |
| Aset tidak lancar | | | Non-current assets |
| Piutang sewa pembiayaan tidak lancar | | | Non-current finance lease receivables |
| Dana yang dibatasi penggunaannya tidak lancar | | | Non-current restricted funds |
| Dana cadangan perawatan pesawat | | | Aircraft maintenance reserve funds |
| Piutang dari pihak berelasi | 1,316,301,407,629 | | Receivables from related parties |
| Piutang dari pemegang saham | | | Receivables from stockholders |
| Piutang tidak lancar lainnya | | | Other non-current receivables |
| Piutang tidak lancar lainnya pihak ketiga | | | Other non-current receivables third parties |
| Piutang tidak lancar lainnya pihak berelasi | 9,969,732,593,983 | 8,850,420,182,701 | Other non-current receivables related parties |
| Investasi yang dicatat dengan menggunakan metode ekuitas | | | Investments accounted for using equity method |
| Investasi pada ventura bersama dan entitas asosiasi | | | Investments in joint ventures and associates |
| Investasi pada entitas ventura bersama | 3,805,043,983,606 | 2,323,013,265,928 | Investments in joint ventures |
| Investasi pada entitas asosiasi | | | Investments in associates |
| Jaminan tidak lancar | | | Non-current guarantees |
| Uang muka tidak lancar | | | Non-current advances |
| Aset keuangan tidak lancar | | | Non-current financial assets |
| Aset keuangan tidak lancar yang diukur pada nilai wajar melalui laba rugi | | | Non-current financial assets at fair value through profit or loss |

| | | | |
|--|--------------------|--------------------|--|
| Aset keuangan tidak lancar nilai wajar melalui pendapatan komprehensif lainnya | | | Non-current financial assets fair value through other comprehensive income |
| Aset keuangan tidak lancar biaya perolehan diamortisasi | | | Non-current financial assets amortized cost |
| Aset keuangan tidak lancar lainnya | 869,738,189,820 | 869,738,189,820 | Non-current other financial assets |
| Aset keuangan derivatif tidak lancar | | | Non-current derivative financial assets |
| Biaya dibayar dimuka tidak lancar | | | Non-current prepaid expenses |
| Pajak dibayar dimuka tidak lancar | | | Non-current prepaid taxes |
| Aset pajak tangguhan | 13,395,737,849 | 14,103,253,810 | Deferred tax assets |
| Persediaan tidak lancar | | | Non-current inventories |
| Aset real estat tidak lancar | | | Non-current real estate assets |
| Persediaan tidak lancar lainnya | | | Non-current inventories |
| Properti investasi | 317,540,434,513 | 317,540,434,513 | Investment properties |
| Aset tetap | 4,633,892,645,715 | 5,007,639,998,795 | Property, plant, and equipment |
| Aset hak guna | 11,910,721,995 | 26,419,477,533 | Right of use assets |
| Hak konsesi jalan tol | 42,174,081,944,889 | 49,392,544,270,327 | Toll road concession rights |
| Beban tangguhan | | | Deferred charges |
| Beban tangguhan hak atas tanah dan bangunan | | | Deferred charges on landrights and buildings |
| Beban tangguhan lainnya | | | Other deferred charges |
| Klaim atas pengembalian pajak tidak lancar | | | Non-current claims for tax refund |
| Aset imbalan pasca kerja | | | Post-employment benefit assets |
| Goodwill | 3,341,708,741,197 | 4,025,903,165,936 | Goodwill |
| Aset takberwujud selain goodwill | 207,028,533,132 | 213,771,102,177 | Intangible assets other than goodwill |
| Aset pengampunan pajak tidak lancar | | | Non-current tax amnesty assets |
| Aset tidak lancar non-keuangan lainnya | 1,614,402,261,375 | 1,832,868,898,279 | Other non-current non-financial assets |
| Jumlah aset tidak lancar | 68,274,777,195,703 | 72,873,962,239,819 | Total non-current assets |
| Jumlah aset | 91,102,325,596,036 | 95,595,897,457,967 | Total assets |
| Liabilitas dan ekuitas | | | Liabilities and equity |
| Liabilitas | | | Liabilities |
| Liabilitas jangka pendek | | | Current liabilities |
| Utang bank jangka pendek | 700,127,052,202 | 700,127,052,202 | Short term bank loans |
| Pinjaman jangka pendek non-bank | | | Short-term non-bank loans |

| | | | |
|---|-------------------|-------------------|--|
| Utang usaha | | | Trade payables |
| Utang usaha pihak ketiga | 5,976,041,077,568 | 5,661,220,681,629 | Trade payables third parties |
| Utang usaha pihak berelasi | | | Trade payables related parties |
| Utang lainnya | | | Other payables |
| Utang lainnya pihak ketiga | | | Other payables third parties |
| Utang lainnya pihak berelasi | | | Other payables related parties |
| Uang muka pelanggan jangka pendek | | | Current advances from customers |
| Uang muka pelanggan jangka pendek pihak ketiga | 807,702,884,429 | 823,918,531,988 | Current advances from customers third parties |
| Uang muka pelanggan jangka pendek pihak berelasi | 176,876,475,587 | 12,652,378,380 | Current advances from customers related parties |
| Utang dividen | | | Dividends payable |
| Liabilitas keuangan jangka pendek lainnya | 818,216,433,434 | 2,229,199,098,279 | Other current financial liabilities |
| Beban akrual jangka pendek | 3,756,786,345,339 | 3,326,419,315,615 | Current accrued expenses |
| Liabilitas imbalan pasca kerja jangka pendek | | | Short-term post-employment benefit obligations |
| Utang pajak | 2,322,700,288,337 | 2,778,029,021,039 | Taxes payable |
| Utang proyek | 1,151,493,798,698 | 1,238,493,253,050 | Project payables |
| Uang jaminan jangka pendek | | | Current deposits |
| Pendapatan diterima dimuka jangka pendek | | | Current unearned revenue |
| Pendapatan ditangguhkan jangka pendek | | | Current deferred revenue |
| Provisi jangka pendek | | | Current provisions |
| Provisi jangka pendek pelapisan jalan tol | | | Current provisions for overlay |
| Provisi jangka pendek biaya pengembalian dan pemeliharaan pesawat | | | Current provisions for aircraft return and maintenance funds |
| Provisi jangka pendek lainnya | | | Other current provisions |
| Kontrak liabilitas jangka pendek | | | Current contract liabilities |
| Liabilitas jangka panjang yang jatuh tempo dalam satu tahun | | | Current maturities of long-term liabilities |
| | | | |

| | | | |
|--|-------------------|-------------------|--|
| Liabilitas jangka panjang yang jatuh tempo dalam satu tahun atas utang bank | 1,382,902,867,249 | 1,095,725,133,129 | Current maturities of bank loans |
| Liabilitas jangka panjang yang jatuh tempo dalam satu tahun atas pinjaman beragunan | | | Current maturities of secured loans |
| Liabilitas jangka panjang yang jatuh tempo dalam satu tahun atas pinjaman tanpa agunan | | | Current maturities of unsecured loans |
| Liabilitas jangka panjang yang jatuh tempo dalam satu tahun atas penerusan pinjaman | | | Current maturities of step loans |
| Liabilitas jangka panjang yang jatuh tempo dalam satu tahun atas pinjaman dari pemerintah republik Indonesia | | | Current maturities of loans from government of the republic of indonesia |
| Liabilitas jangka panjang yang jatuh tempo dalam satu tahun atas pinjaman subordinasi | | | Current maturities of subordinated loans |
| Liabilitas jangka panjang yang jatuh tempo dalam satu tahun atas liabilitas kerja sama operasi | | | Current maturities of joint operations liabilities |
| Liabilitas jangka panjang yang jatuh tempo dalam satu tahun atas liabilitas pembebasan tanah | | | Current maturities of land acquisition liabilities |
| Liabilitas jangka panjang yang jatuh tempo dalam satu | | | Current maturities of finance lease liabilities |

| | | | |
|--|-------------------|-------------------|---|
| tahun atas liabilitas sewa pembiayaan | | | |
| Liabilitas jangka panjang yang jatuh tempo dalam satu tahun atas utang listrik swasta | | | Current maturities of electricity purchase payables |
| Liabilitas jangka panjang yang jatuh tempo dalam satu tahun atas wesel bayar | | | Current maturities of notes payable |
| Liabilitas jangka panjang yang jatuh tempo dalam satu tahun atas surat utang jangka menengah | 250,000,000,000 | 250,000,000,000 | Current maturities of medium term notes |
| Liabilitas jangka panjang yang jatuh tempo dalam satu tahun atas utang obligasi | 1,361,750,000,000 | 4,715,500,000,000 | Current maturities of bonds payable |
| Liabilitas jangka panjang yang jatuh tempo dalam satu tahun atas sukuk | | | Current maturities of sukuk |
| Liabilitas jangka panjang yang jatuh tempo dalam satu tahun atas obligasi subordinasi | | | Current maturities of subordinated bonds |
| Liabilitas jangka panjang yang jatuh tempo dalam satu tahun atas pinjaman lainnya | 2,599,906,843 | 7,157,455,725 | Current maturities of other borrowings |
| Utang pihak berelasi jangka pendek | | | Current due to related parties |
| Utang pemegang saham jangka pendek | | | Current due to stockholders |
| Liabilitas keuangan derivatif jangka pendek | | | Short-term derivative financial liabilities |
| Liabilitas pengampunan pajak lancar | | | Current tax amnesty liabilities |
| Liabilitas | | | Other current |

| | | | |
|---|--------------------|--------------------|--|
| non-keuangan jangka pendek lainnya | | | non-financial liabilities |
| Liabilitas yang secara langsung berhubungan dengan aset tidak lancar atau kelompok lepasan yang diklasifikasikan sebagai dimiliki untuk dijual atau dimiliki untuk didistribusikan kepada pemilik | | | Liabilities directly associated with non-current assets or disposal groups classified as held-for-sale or as held-for-distribution to owners |
| Jumlah liabilitas jangka pendek | 18,707,197,129,686 | 22,838,441,921,036 | Total current liabilities |
| Liabilitas jangka panjang | | | Non-current liabilities |
| Liabilitas keuangan derivatif jangka panjang | | | Long-term derivative financial liabilities |
| Liabilitas pajak tangguhan | 8,717,813,121 | 7,147,603,151 | Deferred tax liabilities |
| Utang pihak berelasi jangka panjang | | | Non-current due to related parties |
| Utang pemegang saham jangka panjang | | | Non-current due to stockholders |
| Kontrak liabilitas jangka panjang | | | Non-current contract liabilities |
| Liabilitas jangka panjang setelah dikurangi bagian yang jatuh tempo dalam satu tahun | | | Long-term liabilities net of current maturities |
| Liabilitas jangka panjang atas utang bank | 44,233,843,696,618 | 46,043,336,842,626 | Long-term bank loans |
| Utang lembaga keuangan non-bank | 6,145,260,501,019 | 5,785,277,386,796 | Long term non-bank financial institutions loan |
| Liabilitas jangka panjang atas pinjaman beragunan | | | Long-term secured loans |
| Liabilitas jangka panjang atas pinjaman tanpa agunan | | | Long-term unsecured loans |
| Liabilitas jangka panjang atas penerusan pinjaman | | | Long-term step loans |
| Liabilitas jangka panjang atas pinjaman dari pemerintah republik Indonesia | | | Long-term loans from government of the republic of indonesia |

| | | | |
|--|-------------------|-------------------|---|
| Liabilitas jangka panjang atas pinjaman subordinasi | | | Long-term subordinated loans |
| Liabilitas jangka panjang atas liabilitas kerja sama operasi | 1,544,033,528,526 | 1,332,247,776,159 | Long-term joint operations liabilities |
| Liabilitas jangka panjang atas liabilitas pembebasan tanah | | | Long-term land acquisition liabilities |
| Liabilitas jangka panjang atas liabilitas sewa pembiayaan | | | Long-term finance lease liabilities |
| Liabilitas jangka panjang atas utang listrik swasta | | | Long-term electricity purchase payables |
| Liabilitas jangka panjang atas wesel bayar | | | Long-term notes payable |
| Liabilitas jangka panjang atas surat utang jangka menengah | 512,292,136,186 | 485,727,511,026 | Long-term medium term notes |
| Liabilitas jangka panjang atas utang obligasi | 7,477,484,983,802 | 4,113,124,933,131 | Long-term bonds payable |
| Liabilitas jangka panjang atas sukuk | 1,145,353,647,708 | 1,145,181,107,470 | Long-term sukuk |
| Liabilitas jangka panjang atas obligasi subordinasi | | | Long-term subordinated bonds |
| Liabilitas jangka panjang atas pinjaman lainnya | 13,088,375,789 | 20,781,049,872 | Long-term other borrowings |
| Obligasi konversi | 691,599,696,361 | 651,812,439,998 | Convertible bonds |
| Pendapatan diterima dimuka jangka panjang | | | Non-current unearned revenue |
| Uang jaminan jangka panjang | 418,646,779,226 | 471,402,750,930 | Non-current deposits |
| Pendapatan ditangguhkan jangka panjang | | | Non-current deferred revenue |
| Provisi jangka panjang | | | Non-current provisions |
| Provisi pelapisan jalan tol jangka panjang | | | Non-current provisions for overlay |
| Provisi biaya pengembalian dan pemeliharaan | | | Non-current provisions for |

| | | | |
|--|--------------------|--------------------|---|
| pesawat jangka panjang | | | aircraft return and maintenance funds |
| Provisi jangka panjang lainnya | | | Other non-current provisions |
| Kewajiban imbalan pasca kerja jangka panjang | 53,027,277,748 | 56,542,148,396 | Long-term post-employment benefit obligations |
| Liabilitas pengampunan pajak tidak lancar | | | Non-current tax amnesty liabilities |
| Liabilitas keuangan jangka panjang lainnya | 1,067,101,343,592 | 1,043,362,436,217 | Other non-current financial liabilities |
| Liabilitas non-keuangan jangka panjang | | | Other non-current non-financial liabilities |
| Jumlah liabilitas jangka panjang | 63,310,449,779,696 | 61,155,943,985,772 | Total non-current liabilities |
| Jumlah liabilitas | 82,017,646,909,382 | 83,994,385,906,808 | Total liabilities |
| Ekuitas | | | Equity |
| Ekuitas yang diatribusikan kepada pemilik entitas induk | | | Equity attributable to equity owners of parent entity |
| Saham biasa | 2,880,680,701,600 | 2,880,680,701,600 | Common stocks |
| Saham preferen | | | Preferred stocks |
| Tambahan modal disetor | 13,642,597,077,556 | 13,565,914,226,785 | Additional paid-in capital |
| Saham treasuri | | | Treasury stocks |
| Uang muka setoran modal | | | Advances in capital stock |
| Opsi saham | | | Stock options |
| Penjabaran laporan keuangan | | | Translation adjustment |
| Cadangan revaluasi | 814,579,399,592 | 814,396,483,062 | Revaluation reserves |
| Cadangan selisih kurs penjabaran | 5,414,390,431 | 5,875,479,516 | Reserve of exchange differences on translation |
| Cadangan perubahan nilai wajar aset keuangan nilai wajar melalui pendapatan komprehensif lainnya | | | Reserve for changes in fair value of fair value through other comprehensive income financial assets |
| Cadangan keuntungan (kerugian) investasi pada instrumen ekuitas | | | Reserve of gains (losses) from investments in equity instruments |
| Cadangan pembayaran berbasis saham | | | Reserve of share-based payments |
| Cadangan lindung nilai arus kas | | | Reserve of cash flow hedges |
| Cadangan pengukuran kembali program imbalan pasti | | | Reserve of remeasurements of defined benefit plans |

| | | | |
|--|------------------------|------------------------|--|
| Cadangan lainnya | | | Other reserves |
| Selisih Transaksi Perubahan Ekuitas Entitas Anak/Asosiasi | | | Difference Due to Changes of Equity in Subsidiary/Associates |
| Komponen ekuitas lainnya | | | Other components of equity |
| Saldo laba (akumulasi kerugian) | | | Retained earnings (deficit) |
| Saldo laba yang telah ditentukan penggunaannya | 1,725,598,750,818 | 1,725,598,750,818 | Appropriated retained earnings |
| Saldo laba yang belum ditentukan penggunaannya | 15,859,874,283,547 () | 13,710,682,193,585 () | Unappropriated retained earnings |
| Jumlah ekuitas yang diatribusikan kepada pemilik entitas induk | 3,208,996,036,450 | 5,281,783,448,196 | Total equity attributable to equity owners of parent entity |
| Proforma ekuitas | | | Proforma equity |
| Kepentingan non-pengendali | 5,875,682,650,204 | 6,319,728,102,963 | Non-controlling interests |
| Jumlah ekuitas | 9,084,678,686,654 | 11,601,511,551,159 | Total equity |
| Jumlah liabilitas dan ekuitas | 91,102,325,596,036 | 95,595,897,457,967 | Total liabilities and equity |

[3311000] Statement of profit or loss and other comprehensive income, OCI components presented net of tax, by function - Infrastructure Industry

Laporan laba rugi dan penghasilan komprehensif lain

Statement of profit or loss and other comprehensive income

| | <u>30 June 2024</u> | <u>30 June 2023</u> | |
|---|-----------------------|-----------------------|---|
| Laporan laba rugi dan penghasilan komprehensif lain | | | Statement of profit or loss and other comprehensive income |
| Penjualan dan pendapatan usaha | 4,471,617,612,358 | 5,272,672,423,294 | Sales and revenue |
| Beban pokok penjualan dan pendapatan | (3,876,118,787,930) | (4,810,088,511,668) | Cost of sales and revenue |
| Jumlah laba bruto | 595,498,824,428 | 462,583,911,626 | Total gross profit |
| Beban penjualan | (76,724,934,633) | (52,692,580,323) | Selling expenses |
| Beban interkoneksi | | | Interconnection expenses |
| Beban umum dan administrasi | (703,524,969,503) | (810,816,374,053) | General and administrative expenses |
| Pendapatan keuangan | 402,467,946,211 | 537,531,816,214 | Finance income |
| Beban bunga dan keuangan | (2,299,898,793,186) | (2,079,553,962,639) | Interest and finance costs |
| Keuntungan (kerugian) selisih kurs mata uang asing | 21,288,542,409 | (5,049,753,986) | Gains (losses) on changes in foreign exchange rates |
| Bagian atas laba (rugi) entitas asosiasi yang dicatat dengan menggunakan metode ekuitas | | | Share of profit (loss) of associates accounted for using equity method |
| Bagian atas laba (rugi) entitas ventura bersama yang dicatat menggunakan metode ekuitas | (180,007,537,871) | (228,996,976,527) | Share of profit (loss) of joint ventures accounted for using equity method |
| Keuntungan (kerugian) atas instrumen keuangan derivatif | | | Gains (losses) on derivative financial instruments |
| Pendapatan lainnya | (204,700,221,456) | 272,333,901,283 | Other income |
| Beban lainnya | (122,649,555,483) | (257,321,220,880) | Other expenses |
| Keuntungan (kerugian) lainnya | | | Other gains (losses) |
| Jumlah laba (rugi) sebelum pajak penghasilan | (2,568,250,699,084) | (2,161,981,239,285) | Total profit (loss) before tax |
| Pendapatan (beban) pajak | (34,867,978,462) | (72,414,485,066) | Tax benefit (expenses) |
| Jumlah laba (rugi) dari operasi yang dilanjutkan | (2,603,118,677,546) | (2,234,395,724,351) | Total profit (loss) from continuing operations |
| Laba (rugi) dari operasi yang dihentikan | | | Profit (loss) from discontinued operations |
| Jumlah laba (rugi) | (2,603,118,677,546) | (2,234,395,724,351) | Total profit (loss) |
| Pendapatan komprehensif lainnya, setelah pajak | | | Other comprehensive income, after tax |
| Pendapatan komprehensif lainnya yang tidak akan direklasifikasi ke laba rugi, setelah pajak | | | Other comprehensive income that will not be reclassified to profit or loss, after tax |
| Pendapatan komprehensif lainnya atas keuntungan | | | Other comprehensive income for gains (losses) on revaluation of property and equipment, after tax |

| | | | |
|--|-----------------|-----------------|--|
| (kerugian) hasil revaluasi aset tetap, setelah pajak | | | |
| Pendapatan komprehensif lainnya atas pengukuran kembali kewajiban manfaat pasti, setelah pajak | 0 | 87,797,819 | Other comprehensive income for remeasurement of defined benefit obligation, after tax |
| Penyesuaian lainnya atas pendapatan komprehensif lainnya yang tidak akan direklasifikasi ke laba rugi, setelah pajak | | | Other adjustments to other comprehensive income that will not be reclassified to profit or loss, after tax |
| Jumlah pendapatan komprehensif lainnya yang tidak akan direklasifikasi ke laba rugi, setelah pajak | 0 | 87,797,819 | Total other comprehensive income that will not be reclassified to profit or loss, after tax |
| Pendapatan komprehensif lainnya yang akan direklasifikasi ke laba rugi, setelah pajak | | | Other comprehensive income that may be reclassified to profit or loss, after tax |
| Keuntungan (kerugian) selisih kurs penjabaran, setelah pajak | | | Gains (losses) on exchange differences on translation, after tax |
| Penyesuaian reklasifikasi selisih kurs penjabaran, setelah pajak | (461,089,085) | (448,377,304) | Reclassification adjustments on exchange differences on translation, after tax |
| Keuntungan (kerugian) lindung nilai arus kas, setelah pajak | | | Gains (losses) on cash flow hedges, after tax |
| Penyesuaian reklasifikasi atas lindung nilai arus kas, setelah pajak | | | Reclassification adjustments on cash flow hedges, after tax |
| Nilai tercatat dari aset (liabilitas) non-keuangan yang perolehan atau keterjadiannya merupakan suatu prakiraan transaksi yang kemungkinan besar terjadi yang dilindung nilai, setelah pajak | | | Carrying amount of non-financial asset (liability) whose acquisition or incurrence was hedged on highly probable forecast transaction, adjusted from equity, after tax |
| Keuntungan (kerugian) lindung nilai investasi bersih kegiatan usaha luar negeri, setelah pajak | | | Gains (losses) on hedges of net investments in foreign operations, after tax |
| Penyesuaian reklasifikasi atas lindung nilai investasi | | | Reclassification adjustments on hedges of net investments in foreign operations, after tax |

| | | | |
|---|-----------------------|-----------------------|---|
| bersih kegiatan usaha luar negeri, setelah pajak | | | |
| Bagian pendapatan komprehensif lainnya dari entitas asosiasi yang dicatat dengan menggunakan metode ekuitas, setelah pajak | | | Share of other comprehensive income of associates accounted for using equity method, after tax |
| Bagian pendapatan komprehensif lainnya dari entitas ventura bersama yang dicatat dengan menggunakan metode ekuitas, setelah pajak | | | Share of other comprehensive income of joint ventures accounted for using equity method, after tax |
| Penyesuaian lainnya atas pendapatan komprehensif lainnya yang akan direklasifikasi ke laba rugi, setelah pajak | | | Other adjustments to other comprehensive income that may be reclassified to profit or loss, after tax |
| Jumlah pendapatan komprehensif lainnya yang akan direklasifikasi ke laba rugi, setelah pajak | (461,089,085) | (448,377,304) | Total other comprehensive income that may be reclassified to profit or loss, after tax |
| Jumlah pendapatan komprehensif lainnya, setelah pajak | (461,089,085) | (360,579,485) | Total other comprehensive income, after tax |
| Jumlah laba rugi komprehensif | (2,603,579,766,631) | (2,234,756,303,836) | Total comprehensive income |
| Laba (rugi) yang dapat diatribusikan | | | Profit (loss) attributable to |
| Laba (rugi) yang dapat diatribusikan ke entitas induk | (2,159,068,526,915) | (2,072,505,051,138) | Profit (loss) attributable to parent entity |
| Laba (rugi) yang dapat diatribusikan ke kepentingan non-pengendali | (444,050,150,631) | (161,890,673,213) | Profit (loss) attributable to non-controlling interests |
| Laba rugi komprehensif yang dapat diatribusikan | | | Comprehensive income attributable to |
| Laba rugi komprehensif yang dapat diatribusikan ke entitas induk | (2,159,529,616,000) | (2,072,865,630,623) | Comprehensive income attributable to parent entity |
| Laba rugi komprehensif yang dapat diatribusikan ke kepentingan non-pengendali | (444,050,150,631) | (161,890,673,213) | Comprehensive income attributable to non-controlling interests |
| Laba (rugi) per saham | | | Earnings (loss) per share |
| Laba per saham dasar diatribusikan kepada pemilik entitas induk | | | Basic earnings per share attributable to equity owners of the parent entity |
| Laba (rugi) per saham dasar dari operasi yang dilanjutkan | (74.94994241172931) | (71.94497640737762) | Basic earnings (loss) per share from continuing operations |
| Laba (rugi) per saham dasar dari operasi yang dihentikan | | | Basic earnings (loss) per share from discontinued operations |

| Laba (rugi) per saham dilusian | | | Diluted earnings (loss) per share |
|--|--|--|--|
| Laba (rugi) per saham dilusian dari operasi yang dilanjutkan | | | Diluted earnings (loss) per share from continuing operations |
| Laba (rugi) per saham dilusian dari operasi yang dihentikan | | | Diluted earnings (loss) per share from discontinued operations |

Laporan perubahan ekuitas

Statement of changes in equity

| | Common stocks | Preferred stocks | Additional paid-in capital | Treasury stocks | Advances in capital stock | Stock options | Translation adjustment | Revaluation reserves | Reserve of exchange differences on translation | Reserve for changes in fair value of fair value through other comprehensive income financial assets | Reserve of gains (losses) from investments in equity instruments | Reserve of share-based payments | Reserve of cash flow hedges | Reserve of remeasurements of defined benefit plans | Other reserves | Difference Due to Changes of Equity in Subsidiary/Associates | Other equity interests | Difference in value of equity transactions with non-controlling interests | Other transactions with non-controlling interests | Other components of equity transactions | Appropriated retained earnings | Unappropriated retained earnings | Equity attributable to parent entity | Proforma equity | Non-controlling interests | Equity | |
|--|-------------------|------------------|----------------------------|-----------------|---------------------------|---------------|-----------------------------|----------------------|--|---|--|------------------------------------|---------------------------------|--|------------------|--|----------------------------|---|---|---|--|--|---|-------------------|---------------------------|---|---|
| | Saham biasa | Saham preferen | Tambahan modal disetor | Saham treasuri | Uang muka setoran modal | Opsi saham | Penjabaran laporan keuangan | Cadangan revaluasi | Cadangan selisih kurs penjabaran | Cadangan perubahan nilai wajar aset keuangan nilai wajar melalui pendapatan komprehensif lainnya | Cadangan keuntungan (kerugian) investasi pada instrumen ekuitas | Cadangan pembayaran berbasis saham | Cadangan lindung nilai arus kas | Cadangan pengukuran kembali program imbalan pasti | Cadangan lainnya | Selisih Transaksi Perubahan Ekuitas Entitas Anak/Asosiasi | Keuntungan ekuitas lainnya | Selisih transaksi ekuitas dengan pihak non-pengendali | Transaksi dengan pihak non-pengendali lainnya | Komponen transaksi ekuitas lainnya | Saldo laba yang telah ditentukan penggunaannya | Saldo laba yang belum ditentukan penggunaannya | Ekuitas yang dapat distribusikan kepada entitas induk | Proforma ekuitas | Keuntungan non-pengendali | Ekuitas | |
| Laporan perubahan ekuitas [baris komponen] | | | | | | | | | | | | | | | | | | | | | | | | | | Statement of changes in equity [line items] | |
| Posisi ekuitas | | | | | | | | | | | | | | | | | | | | | | | | | | | Equity position |
| Saldo awal periode sebelum penyajian kembali | 2,880,680,701,600 | | 13,565,914,226,785 | | | | | 814,396,483,062 | 5,875,479,516 | | | | | | | | | | | | 1,725,598,750,818 | (13,710,682,193,585) | 5,281,783,448,196 | 6,319,728,102,963 | 11,601,511,551,159 | Balance before restatement at beginning of period | |
| Penyesuaian | | | | | | | | | | | | | | | | | | | | | | | | | | | Adjustments |
| Penerapan awal standar akuntansi baru dan revisi | | | | | | | | | | | | | | | | | | | | | | | | | | | Initial adoption of new and revised accounting standards |
| Perubahan kebijakan akuntansi secara sukarela | | | | | | | | | | | | | | | | | | | | | | | | | | | Voluntary changes in accounting policies |
| Koreksi kesalahan periode lalu | | | | | | | | | | | | | | | | | | | | | | | | | | | Correction of prior period errors |
| Penyesuaian lainnya | | | | | | | | | | | | | | | | | | | | | | | | | | | Other adjustments |
| Posisi ekuitas, awal periode | 2,880,680,701,600 | | 13,565,914,226,785 | | | | | 814,396,483,062 | 5,875,479,516 | | | | | | | | | | | | 1,725,598,750,818 | (13,710,682,193,585) | 5,281,783,448,196 | 6,319,728,102,963 | 11,601,511,551,159 | Equity position, beginning of the period | |
| Laba (rugi) | | | | | | | | | | | | | | | | | | | | | | (2,159,068,526,915) | (2,159,068,526,915) | (444,050,150,631) | (2,603,118,677,546) | (| Profit (loss) |
| Pendapatan komprehensif lainnya | | | | | | | | 182,916,530 | (461,089,085) | | | | | | | | | | | | | | (461,089,085) | | (461,089,085) | (| Other comprehensive income |
| Penjabaran laporan keuangan | | | | | | | | | | | | | | | | | | | | | | | | | | | Translation adjustment |
| Pembentukan cadangan umum | | | | | | | | | | | | | | | | | | | | | | | | | | | Allocation for general reserves |
| Distribusi dividen kas | | | | | | | | | | | | | | | | | | | | | | | | | | | Distributions of cash dividends |
| Distribusi dividen saham | | | | | | | | | | | | | | | | | | | | | | | | | | | Distributions of stock dividends |
| Penerbitan saham biasa | | | | | | | | | | | | | | | | | | | | | | | | | | | Issuance of common stocks |
| Penerbitan saham preferen | | | | | | | | | | | | | | | | | | | | | | | | | | | Issuance of preferred stocks |
| Biaya emisi efek | | | | | | | | | | | | | | | | | | | | | | | | | | | Stock issuance costs |
| Penerbitan instrumen yang dapat dikonversi | | | | | | | | | | | | | | | | | | | | | | | | | | | Issuance of convertible instruments |
| Kenaikan (penurunan) ekuitas melalui transaksi saham treasuri | | | | | | | | | | | | | | | | | | | | | | | | | | | Increase (decrease) in equity through treasury stock transactions |
| Kenaikan (penurunan) ekuitas melalui transaksi pembayaran berbasis saham | | | | | | | | | | | | | | | | | | | | | | | | | | | Increase (decrease) in equity through share-based payment transactions |
| Pelaksanaan instrumen yang dapat dikonversi | | | | | | | | | | | | | | | | | | | | | | | | | | | Exercise of convertible instruments |
| Pelaksanaan waran | | | | | | | | | | | | | | | | | | | | | | | | | | | Exercise of warrants |
| Kenaikan (penurunan) ekuitas melalui transaksi dengan pemilik ekuitas | | | | | | | | | | | | | | | | | | | | | | | | | | | Increase (decrease) in equity through transactions with owner's equity |
| Setoran modal dari kepentingan non-pengendali | | | | | | | | | | | | | | | | | | | | | | | | | | | Stock subscription from non-controlling interests |
| Perubahan kepentingan non-pengendali atas akuisisi entitas anak | | | | | | | | | | | | | | | | | | | | | | | | | | | Changes in non-controlling interests due to acquisition of subsidiaries |
| Perubahan kepentingan non-pengendali atas pendirian entitas anak | | | 76,682,850,771 | | | | | | | | | | | | | | | | | | | 10,059,353,483 | 86,742,204,254 | | 86,742,204,254 | Changes in non-controlling interests due to establishment of subsidiaries | |
| Perubahan kepentingan non-pengendali atas pelepasan entitas anak | | | | | | | | | | | | | | | | | | | | | | | | | | | Changes in non-controlling interests due to disposal of subsidiaries |
| Perubahan kepentingan non-pengendali atas pelepasan operasi yang dihentikan | | | | | | | | | | | | | | | | | | | | | | | | | | | Changes in non-controlling interests due to disposal of a discontinued operation |
| Perubahan kepentingan non-pengendali atas pelepasan sebagian kepemilikan pada entitas anak yang tidak mengakibatkan hilangnya pengendalian | | | | | | | | | | | | | | | | | | | | | | | | | | | Changes in non-controlling interests due to partial disposal of interests in subsidiaries without loss of control |
| Perubahan kepentingan non-pengendali atas transaksi lainnya dengan kepentingan non-pengendali | | | | | | | | | | | | | | | | | | | | | | | | 4,697,872 | 4,697,872 | 4,697,872 | Changes in non-controlling interests due to other transactions with non-controlling interests |
| Eliminasi defisit dalam rangka kuasi reorganisasi | | | | | | | | | | | | | | | | | | | | | | | | | | | Elimination of deficit in connection with quasi-reorganisation |
| Pelaksanaan opsi saham | | | | | | | | | | | | | | | | | | | | | | | | | | | Stock options exercised |
| Dampak penerapan psak no. 70 atas aset pengampunan pajak | | | | | | | | | | | | | | | | | | | | | | | | | | | Impact of psak no. 70 adoption on tax amnesty assets |
| Saldo penyesuaian dampak penerapan retrospektif atas PSAK | | | | | | | | | | | | | | | | | | | | | | | | | | | Retrospective adjustment of PSAK implementation |
| Transaksi ekuitas lainnya | | | | | | | | | | | | | | | | | | | | | | (182,916,530) | | | | | Other equity transactions |
| Posisi ekuitas, akhir periode | 2,880,680,701,600 | | 13,642,597,077,556 | | | | | 814,579,399,592 | 5,414,390,431 | | | | | | | | | | | | 1,725,598,750,818 | (15,859,874,283,547) | 3,208,996,036,450 | 5,875,682,650,204 | 9,084,678,686,654 | Equity position, end of the period | |

Laporan perubahan ekuitas

Statement of changes in equity

| | Common stocks | Preferred stocks | Additional paid-in capital | Treasury stocks | Advances in capital stock | Stock options | Translation adjustment | Revaluation reserves | Reserve of exchange differences on translation | Reserve for changes in fair value of fair value through other comprehensive income financial assets | Reserve of gains (losses) from investments in equity instruments | Reserve of share-based payments | Reserve of cash flow hedges | Reserve of remeasurements of defined benefit plans | Other reserves | Difference Due to Changes of Equity in Subsidiary/Associates | Other equity interests | Difference in value of equity transactions with non-controlling interests | Other transactions with non-controlling interests | Other components of equity transactions | Appropriated retained earnings | Unappropriated retained earnings | Equity attributable to parent entity | Proforma equity | Non-controlling interests | Equity | |
|--|-------------------|------------------|----------------------------|-----------------|---------------------------|---------------|-----------------------------|----------------------|--|---|--|------------------------------------|---------------------------------|--|------------------|--|----------------------------|---|---|---|--|--|---|------------------|---------------------------|--------------------|--|
| | Saham biasa | Saham preferen | Tambahan modal disetor | Saham treasuri | Uang muka setoran modal | Opsi saham | Penjabaran laporan keuangan | Cadangan revaluasi | Cadangan selisih kurs penjabaran | Cadangan perubahan nilai wajar aset keuangan nilai wajar melalui pendapatan komprehensif lainnya | Cadangan keuntungan (kerugian) investasi pada instrumen ekuitas | Cadangan pembayaran berbasis saham | Cadangan lindung nilai arus kas | Cadangan pengukuran kembali program imbalan pasti | Cadangan lainnya | Selisih Transaksi Perubahan Ekuitas Entitas Anak/Asosiasi | Keuntungan ekuitas lainnya | Selisih transaksi ekuitas dengan pihak non-pengendali | Transaksi dengan pihak non-pengendali lainnya | Komponen transaksi ekuitas lainnya | Saldo laba yang telah ditentukan penggunaannya | Saldo laba yang belum ditentukan penggunaannya | Ekuitas yang dapat didistribusikan kepada entitas induk | Proforma ekuitas | Keuntungan non-pengendali | Ekuitas | |
| Laporan perubahan ekuitas [baris komponen] | | | | | | | | | | | | | | | | | | | | | | | | | | | |
| Posisi ekuitas | | | | | | | | | | | | | | | | | | | | | | | | | | | |
| Saldo awal periode sebelum penyajian kembali | 2,880,680,701,600 | | 13,565,914,226,785 | | | | | 861,586,875,925 | 5,809,453,285 | | | | | | | | | | | | 1,725,598,750,818 | (9,940,244,897,000) | 9,099,345,111,413 | | 5,145,339,569,353 | 14,244,684,680,766 | |
| Penyesuaian | | | | | | | | | | | | | | | | | | | | | | | | | | | |
| Penerapan awal standar akuntansi baru dan revisi | | | | | | | | | | | | | | | | | | | | | | | | | | | |
| Perubahan kebijakan akuntansi secara sukarela | | | | | | | | | | | | | | | | | | | | | | | | | | | |
| Koreksi kesalahan periode lalu | | | | | | | | | | | | | | | | | | | | | | | | | | | |
| Penyesuaian lainnya | | | | | | | | | | | | | | | | | | | | | | | | | | | |
| Posisi ekuitas, awal periode | 2,880,680,701,600 | | 13,565,914,226,785 | | | | | 861,586,875,925 | 5,809,453,285 | | | | | | | | | | | | 1,725,598,750,818 | (9,940,244,897,000) | 9,099,345,111,413 | | 5,145,339,569,353 | 14,244,684,680,766 | |
| Laba (rugi) | | | | | | | | | | | | | | | | | | | | | | | | | | | |
| Pendapatan komprehensif lainnya | | | | | | | | 87,797,819 | (448,377,304) | | | | | | | | | | | | | | | | | | |
| Penjabaran laporan keuangan | | | | | | | | | | | | | | | | | | | | | | | | | | | |
| Pembentukan cadangan umum | | | | | | | | | | | | | | | | | | | | | | | | | | | |
| Distribusi dividen kas | | | | | | | | | | | | | | | | | | | | | | | | | | | |
| Distribusi dividen saham | | | | | | | | | | | | | | | | | | | | | | | | | | | |
| Penerbitan saham biasa | | | | | | | | | | | | | | | | | | | | | | | | | | | |
| Penerbitan saham preferen | | | | | | | | | | | | | | | | | | | | | | | | | | | |
| Biaya emisi efek | | | | | | | | | | | | | | | | | | | | | | | | | | | |
| Penerbitan instrumen yang dapat dikonversi | | | | | | | | | | | | | | | | | | | | | | | | | | | |
| Kenaiakan (penurunan) ekuitas melalui transaksi saham treasuri | | | | | | | | | | | | | | | | | | | | | | | | | | | |
| Kenaiakan (penurunan) ekuitas melalui transaksi pembayaran berbasis saham | | | | | | | | | | | | | | | | | | | | | | | | | | | |
| Pelaksanaan instrumen yang dapat dikonversi | | | | | | | | | | | | | | | | | | | | | | | | | | | |
| Pelaksanaan waran | | | | | | | | | | | | | | | | | | | | | | | | | | | |
| Kenaiakan (penurunan) ekuitas melalui transaksi dengan pemilik ekuitas | | | | | | | | | | | | | | | | | | | | | | | | | | | |
| Setoran modal dari kepentingan non-pengendali | | | | | | | | | | | | | | | | | | | | | | | | | | | |
| Perubahan kepentingan non-pengendali atas akuisisi entitas anak | | | | | | | | | | | | | | | | | | | | | | | | | | | |
| Perubahan kepentingan non-pengendali atas pendirian entitas anak | | | | | | | | | | | | | | | | | | | | | | | | | | | |
| Perubahan kepentingan non-pengendali atas pelepasan entitas anak | | | | | | | | | | | | | | | | | | | | | | | | | | | |
| Perubahan kepentingan non-pengendali atas pelepasan operasi yang dihentikan | | | | | | | | | | | | | | | | | | | | | | | | | | | |
| Perubahan kepentingan non-pengendali atas pelepasan sebagian kepemilikan pada entitas anak yang tidak mengakibatkan hilangnya pengendalian | | | | | | | | | | | | | | | | | | | | | | | | | | | |
| Perubahan kepentingan non-pengendali atas transaksi lainnya dengan kepentingan non-pengendali | | | | | | | | | | | | | | | | | | | | | | | | | | | |
| Eliminasi defisit dalam rangka kuasi reorganisasi | | | | | | | | | | | | | | | | | | | | | | | | | | | |
| Pelaksanaan opsi saham | | | | | | | | | | | | | | | | | | | | | | | | | | | |
| Dampak penerapan psak no. 70 atas aset pengampunan pajak | | | | | | | | | | | | | | | | | | | | | | | | | | | |
| Saldo penyesuaian dampak penerapan retrospektif atas PSAK | | | | | | | | | | | | | | | | | | | | | | | | | | | |
| Transaksi ekuitas lainnya | | | | | | | | | | | | | | | | | | | | | | | | | | | |
| Posisi ekuitas, akhir periode | 2,880,680,701,600 | | 13,565,914,226,785 | | | | | 861,674,673,744 | 5,361,075,981 | | | | | | | | | | | | 1,725,598,750,818 | (12,012,637,745,957) | 7,026,391,682,971 | | 4,983,448,896,140 | 12,009,840,579,111 | |

Statement of changes in equity [line items]

Equity position

Balance before restatement at beginning of period

Adjustments

Initial adoption of new and revised accounting standards

Voluntary changes in accounting policies

Correction of prior period errors

Other adjustments

Equity position, beginning of the period

Profit (loss)

Other comprehensive income

Translation adjustment

Allocation for general reserves

Distributions of cash dividends

Distributions of stock dividends

Issuance of common stocks

Issuance of preferred stocks

Stock issuance costs

Issuance of convertible instruments

Increase (decrease) in equity through treasury stock transactions

Increase (decrease) in equity through share-based payment transactions

Exercise of convertible instruments

Exercise of warrants

Increase (decrease) in equity through transactions with owner's equity

Stock subscription from non-controlling interests

Changes in non-controlling interests due to acquisition of subsidiaries

Changes in non-controlling interests due to establishment of subsidiaries

Changes in non-controlling interests due to disposal of subsidiaries

Changes in non-controlling interests due to disposal of a discontinued operation

Changes in non-controlling interests due to partial disposal of interests in subsidiaries without loss of control

Changes in non-controlling interests due to other transactions with non-controlling interests

Elimination of deficit in connection with quasi-reorganisation

Stock options exercised

Impact of psak no. 70 adoption on tax amnesty assets

Retrospective adjustment of PSAK implementation

Other equity transactions

Equity position, end of the period

[3510000] Statement of cash flows, direct method - Infrastructure Industry

Laporan arus kas

Statement of cash flows

| | <u>30 June 2024</u> | <u>30 June 2023</u> | |
|---|-----------------------|-----------------------|---|
| Laporan arus kas | | | Statement of cash flows |
| Arus kas dari aktivitas operasi | | | Cash flows from operating activities |
| Penerimaan kas dari aktivitas operasi | | | Cash receipts from operating activities |
| Penerimaan dari pelanggan | 3,171,905,912,880 | 7,003,902,231,017 | Receipts from customers |
| Penerimaan subsidi | | | Receipts of subsidy |
| Penerimaan dari royalti, fees, komisi, dan pendapatan lain | | | Receipts from royalties, fees, commissions and other revenues |
| Penerimaan dari kontrak yang dimiliki untuk tujuan diperdagangkan atau diperjualbelikan | | | Receipts from contracts held-for-dealing or trading purposes |
| Penerimaan dari pengemudi | | | Receipts from drivers |
| Penerimaan kas lainnya dari aktivitas operasi | | | Other cash receipts from operating activities |
| Pembayaran kas dari aktivitas operasi | | | Cash payments from operating activities |
| Pembayaran kepada pemasok atas barang dan jasa | (3,082,745,498,889) | (5,512,894,514,950) | Payments to suppliers for goods and services |
| Pembayaran gaji dan tunjangan | (401,257,850,787) | (445,799,651,811) | Payments for salaries and allowances |
| Pembayaran beban umum dan administrasi | | | Payments for general and administrative expense |
| Pembayaran royalti dan iuran eksploitasi | | | Payments for royalties and exploitation fees |
| Pembayaran jasa manajemen | | | Payments for management fees |
| Pembayaran kepada kontraktor | | | Payments to contractors |
| Pembayaran dari kontrak yang dimiliki untuk tujuan diperdagangkan atau diperjualbelikan | | | Payments from contracts held-for-dealing or trading purposes |
| Pembayaran kas lainnya untuk beban operasi | | | Other cash payments for operating activities |
| Kas diperoleh dari (digunakan untuk) operasi | (312,097,436,796) | 1,045,208,064,256 | Cash generated from (used in) operations |
| Penerimaan dividen dari aktivitas operasi | | | Dividends received from operating activities |
| Pembayaran dividen dari aktivitas operasi | | | Dividends paid from operating activities |
| Penerimaan bunga dari aktivitas operasi | | | Interests received from operating activities |

| | | | |
|--|-----------------------|-----------------------|---|
| Pembayaran bunga dari aktivitas operasi | (387,058,952,336) | (607,739,071,685) | Interests paid from operating activities |
| Pembayaran pajak penghasilan badan | | | Payments for corporate income tax |
| Penerimaan pengembalian (pembayaran) pajak penghasilan dari aktivitas operasi | (752,534,863,298) | (1,425,802,368,594) | Income taxes refunded (paid) from operating activities |
| Pengembalian (penempatan) uang jaminan | | | Repayment (placement) of refundable deposits |
| Penerimaan (pengeluaran) kas lainnya dari aktivitas operasi | | | Other cash inflows (outflows) from operating activities |
| Jumlah arus kas bersih yang diperoleh dari (digunakan untuk) aktivitas operasi | (1,451,691,252,430) | (988,333,376,023) | Total net cash flows received from (used in) operating activities |
| Arus kas dari aktivitas investasi | | | Cash flows from investing activities |
| Pembayaran biaya ditangguhkan | | | Payments for deferred charges |
| Penerimaan (pengeluaran) untuk dana pemeliharaan pesawat | | | Receipts (payments) for aircraft maintenance funds |
| Pembayaran uang muka pembelian aset tetap | | | Payments for advances for purchase of property and equipment |
| Penerimaan dari penjualan properti investasi | | | Proceeds from disposal of investment properties |
| Pembayaran untuk perolehan properti investasi | | | Payments for acquisition of investment properties |
| Penerimaan dari penjualan aset tetap | 11,059,561,127 | 4,597,669,351 | Proceeds from disposal of property and equipment |
| Pembayaran untuk perolehan aset tetap | (11,454,521,109) | (21,723,600,953) | Payments for acquisition of property and equipment |
| Penerimaan dari penjualan hak penguasaan jalan tol | 755,330,988,463 | 0 | Proceeds from disposal of toll road concession rights |
| Pembayaran untuk perolehan hak penguasaan jalan tol | | | Payments for acquisition of toll road concession rights |
| Penerimaan dari penjualan aset takberwujud | | | Proceeds from disposal of intangible assets |
| Pembayaran untuk perolehan aset takberwujud | (309,082,130,604) | (1,240,897,567,877) | Payments for acquisition of intangible assets |
| Penerimaan dari penjualan aset non-keuangan lainnya | | | Proceeds from disposal of other non-financial assets |
| Pembayaran untuk perolehan aset non-keuangan lainnya | | | Payments for acquisition of other non-financial assets |
| Pencairan (penempatan) investasi jangka pendek | | | Withdrawal (placement) of short-term investments |
| Pencairan (penempatan) | | | Withdrawal (placement) |

| | | | |
|--|-------------------|---------------------|--|
| aset keuangan yang diukur pada nilai wajar melalui laba rugi | | | of financial assets at fair value through profit or loss |
| Pencairan (penempatan) aset keuangan nilai wajar melalui pendapatan komprehensif lainnya | | | Withdrawal (placement) of financial assets fair value through other comprehensive income |
| Pencairan (penempatan) dana yang dibatasi penggunaannya dari aktivitas investasi | (3,595,000,000) | 0 | Withdrawal (placement) of restricted funds from investing activities |
| Penempatan aset keuangan biaya perolehan diamortisasi | | | Placement of financial assets amortized cost investments |
| Pencairan aset keuangan biaya perolehan diamortisasi | | | Withdrawal of financial assets amortized cost investments |
| Penerimaan dari penjualan aset keuangan | | | Proceeds on sale of financial assets |
| Pembayaran untuk perolehan aset keuangan | | | Payments to acquire financial assets |
| Penerimaan dari future contracts, forward contracts, option contracts, dan swap contracts | | | Receipts from future contracts, forward contracts, option contracts and swap contracts |
| Pembayaran untuk future contracts, forward contracts, option contracts, dan swap contracts | | | Payments for future contracts, forward contracts, option contracts and swap contracts |
| Penerimaan pembayaran piutang dari pihak berelasi | | | Receipts from receivables from related parties |
| Pembayaran pemberian piutang kepada pihak berelasi | | | Payments of receivables from related parties |
| Penerimaan pembayaran piutang dari pemegang saham | | | Receipts from receivables from stockholders |
| Pembayaran pemberian piutang kepada pemegang saham | | | Payments of receivables from stockholders |
| Uang muka dan pinjaman diberikan kepada pihak lain, selain institusi keuangan | (0) | (142,930,100,408) | Cash advances and loans made to other parties, other than financing institutions |
| Penerimaan pengembalian uang muka dan pinjaman diberikan kepada pihak lain | 230,948,484,200 | 184,168,799,025 | Cash receipts from the repayment of advances and loans made to other parties |
| Penerimaan dari pelepasan entitas anak | | | Proceeds from disposal of subsidiaries |
| Pembayaran untuk perolehan entitas anak | | | Payments for acquisition of subsidiaries |
| Penerimaan dari pelepasan kepentingan di entitas anak tanpa hilangnya pengendalian dari kegiatan investasi | | | Proceeds from sales of interests in subsidiaries without loss of control from investing activities |
| Pembayaran untuk perolehan tambahan | | | Payments for acquisition of additional interests in |

| | | | |
|---|-----------------------|-----------------------|---|
| kepemilikan pada entitas anak | | | subsidiaries |
| Penerimaan dari pelepasan kepemilikan pada entitas ventura bersama | | | Proceeds from sales of interests in joint ventures |
| Pembayaran untuk perolehan kepemilikan pada entitas ventura bersama | (19,855,710,132) | (33,291,330,958) | Payments for acquisition of interests in joint ventures |
| Penerimaan dari pelepasan kepemilikan pada entitas asosiasi | | | Proceeds from sales of interests in associates |
| Pembayaran untuk perolehan kepemilikan pada entitas asosiasi | | | Payments for acquisition of interests in associates |
| Penerimaan dari pelepasan aset tidak lancar atau kelompok lepasan yang diklasifikasikan sebagai dimiliki untuk dijual dan operasi yang dihentikan | | | Proceeds from disposal of non-current assets or disposal groups classified as held-for-sale and discontinued operations |
| Penerimaan dividen dari aktivitas investasi | | | Dividends received from investing activities |
| Penerimaan bunga dari aktivitas investasi | | | Interests received from investing activities |
| Pembayaran bunga dari aktivitas investasi | | | Interests paid from investing activities |
| Penerimaan pengembalian (pembayaran) pajak penghasilan dari aktivitas investasi | | | Income taxes refunded (paid) from investing activities |
| Penerimaan (pengeluaran) kas lainnya dari aktivitas investasi | 74,781,460,425 | 39,684,328,415 | Other cash inflows (outflows) from investing activities |
| Jumlah arus kas bersih yang diperoleh dari (digunakan untuk) aktivitas investasi | 728,133,132,370 | (1,210,391,803,405) | Total net cash flows received from (used in) investing activities |
| Arus kas dari aktivitas pendanaan | | | Cash flows from financing activities |
| Penerimaan pinjaman bank | 6,114,900,000 | 634,653,667,389 | Proceeds from bank loans |
| Pembayaran pinjaman bank | (1,748,171,605,625) | (556,678,626,439) | Payments of bank loans |
| Penerimaan pinjaman dari lembaga keuangan non-bank | 98,887,833,204 | 816,526,280,629 | Proceeds from non-bank financial institution loan |
| Pembayaran pinjaman kepada lembaga keuangan non-bank | (5,937,274,116) | (0) | Payments of non-bank financial institution loan |
| Penerimaan pinjaman beragunan | | | Proceeds from secured loans |
| Pembayaran pinjaman beragunan | | | Payments of secured loans |
| Penerimaan pinjaman tanpa agunan | | | Proceeds from unsecured loans |
| Pembayaran pinjaman tanpa agunan | | | Payments of unsecured loans |

| | | | |
|---|--------------------|--------------------|---|
| Penerimaan pinjaman penerusan | | | Proceeds from step loans |
| Pembayaran pinjaman penerusan | | | Payments of step loans |
| Penerimaan utang dari bantuan pemerintah republik Indonesia | | | Proceeds from loan from government of the republic of indonesia |
| Pembayaran utang bantuan dari pemerintah republik indonesia | | | Payments of loan from government of the republic of indonesia |
| Penerimaan pinjaman subordinasi | | | Proceeds from subordinated loans |
| Pembayaran pinjaman subordinasi | | | Payments of subordinated loans |
| Penerimaan liabilitas kerjasama operasi | | | Proceeds from joint operation liabilities |
| Pembayaran liabilitas kerjasama operasi | | | Payments of joint operation liabilities |
| Penerimaan utang pembiayaan konsumen | | | Proceeds from consumer financing payables |
| Pembayaran utang pembiayaan konsumen | | | Payments of consumer financing payables |
| Penerimaan liabilitas sewa pembiayaan | | | Proceeds from finance lease liabilities |
| Pembayaran liabilitas sewa pembiayaan | (17,664,375,858) | (10,619,530,907) | Payments of finance lease liabilities |
| Penerimaan utang listrik swasta | | | Proceeds from electricity purchase payables |
| Pembayaran utang listrik swasta | | | Payments of electricity purchase payables |
| Penerimaan utang retensi | | | Proceeds from retention payables |
| Pembayaran utang retensi | | | Payments of retention payables |
| Penerimaan wesel bayar | | | Proceeds from notes payable |
| Pembayaran wesel bayar | | | Payments of notes payable |
| Penerimaan dari penerbitan obligasi | | | Proceeds from bonds payable |
| Pembayaran utang obligasi | | | Payments of bonds payable |
| Obligasi subordinasi yang diterbitkan | | | Subordinated bonds issued |
| Pembayaran obligasi subordinasi | | | Payments of subordinated bonds |
| Penerimaan sukuk | | | Proceeds from sukuk |
| Pembayaran sukuk | | | Payments of sukuk |
| Penerimaan dari surat utang jangka menengah | | | Proceeds from medium term notes |
| Pembayaran dari surat utang jangka menengah | | | Payments of medium term notes |
| Penerimaan pinjaman lainnya | | | Proceeds from other borrowings |
| Pembayaran pinjaman lainnya | | | Payments of other borrowings |
| Penerimaan dari penerbitan obligasi konversi | | | Proceeds from convertible bonds issuance |
| Pembayaran obligasi | | | Payments of convertible |

| | | | |
|--|---------------------|---------------------|--|
| konversi | | | bonds |
| Pembayaran biaya emisi penerbitan obligasi | | | Payments of bonds issuance costs |
| Pencairan (penempatan) dana yang dibatasi penggunaannya dari aktivitas pendanaan | 1,518,692,045,729 | 1,468,267,081,553 | Withdrawal (placement) of restricted funds from financing activities |
| Penerimaan utang pihak berelasi | | | Proceeds from due to related parties |
| Pembayaran utang pihak berelasi | (141,174,076,398) | (0) | Payments of due to related parties |
| Penerimaan utang pemegang saham | 1,866,900,751,489 | 0 | Proceeds from due to stockholders |
| Pembayaran utang pemegang saham | | | Payments of due to stockholders |
| Penerimaan dari penerbitan saham biasa | | | Proceeds from issuance of common stocks |
| Penerimaan dari penerbitan saham preferen | | | Proceeds from issuance of preferred stocks |
| Penerimaan dari penerbitan instrumen ekuitas lainnya | | | Proceeds from issuing other equity instruments |
| Pembayaran biaya emisi saham | | | Payments of stock issuance costs |
| Penerimaan dari penjualan (pembelian) saham treasury | | | Proceeds from sales (purchases) of treasury stocks |
| Penerimaan dari program opsi saham karyawan | | | Proceeds from employee stock options program |
| Penyelesaian (penempatan) transaksi derivatif | | | Settlement (placement) of derivative transactions |
| Penerimaan dari pelepasan kepentingan di entitas anak tanpa hilangnya pengendalian dari kegiatan pendanaan | | | Proceeds from sales of interests in subsidiaries without loss of control from financing activities |
| Penerimaan dari penambahan kepemilikan dari non-pengendali | | | Proceed from increase of non-controlling interest |
| Pembayaran untuk perolehan kepentingan pihak non-pengendali pada entitas anak | | | Payments for acquisition of non-controlling interests in subsidiaries |
| Pembayaran dividen dari aktivitas pendanaan | | | Dividends paid from financing activities |
| Penerimaan bunga dari aktivitas pendanaan | 42,443,371,913 | 24,692,835,754 | Interests received from financing activities |
| Pembayaran bunga dari aktivitas pendanaan | (675,522,277,917) | (681,741,247,236) | Interests paid from financing activities |
| Penerimaan pengembalian (pembayaran) pajak penghasilan dari aktivitas pendanaan | | | Income taxes refunded (paid) from financing activities |
| Penerimaan (pengeluaran) kas lainnya dari aktivitas pendanaan | 707,312,581,723 | 0 | Other cash inflows (outflows) from financing activities |
| Jumlah arus kas bersih yang diperoleh dari | 1,651,881,874,144 | 1,695,100,460,743 | Total net cash flows received from (used in) |

| (digunakan untuk) aktivitas pendanaan | | | financing activities |
|--|---------------------|---------------------|---|
| Jumlah kenaikan (penurunan) bersih kas dan setara kas | 928,323,754,084 | (503,624,718,685) | Total net increase (decrease) in cash and cash equivalents |
| Kas dan setara kas arus kas, awal periode | 1,340,065,112,240 | 2,221,541,281,141 | Cash and cash equivalents cash flows, beginning of the period |
| Efek perubahan nilai kurs pada kas dan setara kas | (23,181,022,143) | 6,162,651,364 | Effect of exchange rate changes on cash and cash equivalents |
| Kas dan setara kas dari entitas anak yang didekonsolidasikan | | | Cash and cash equivalent of deconsolidated subsidiaries |
| Kenaikan (penurunan) kas dan setara kas lainnya | (370,479,644,532) | 0 | Other increase (decrease) in cash and cash equivalents |
| Kas dan setara kas arus kas, akhir periode | 1,874,728,199,649 | 1,724,079,213,820 | Cash and cash equivalents cash flows, end of the period |


[3610000] Explanation for Significant Accounting Policy - Infrastructure Industry

Kebijakan akuntansi signifikan

Significant accounting policies

| | <u>30 June 2024</u> | |
|---|---------------------|---|
| Kebijakan akuntansi signifikan | | Significant accounting policies |
| Dasar penyusunan laporan keuangan konsolidasian | | Basis of preparation of consolidated financial statements |
| Prinsip-prinsip konsolidasi | | Principles of consolidation |
| Kas dan setara kas | | Cash and cash equivalents |
| Piutang usaha dan piutang lain-lain | | Trade and other receivables |
| Persediaan | | Inventories |
| Properti investasi | | Investment property |
| | | |

| | | |
|--------------------------------------|--|--------------------------------------|
| Aset tetap | | Fixed assets |
| Tanah belum dikembangkan | | Undeveloped land |
| Penurunan nilai aset nonkeuangan | | Impairment of non-financial assets |
| Beban tangguhan | | Deferred charges |
| Utang usaha dan liabilitas lain-lain | | Trade payables and other liabilities |
| Pengakuan pendapatan dan beban | | Revenue and expense recognition |
| Penjabaran mata uang asing | | Foreign currency translation |
| Transaksi dengan pihak berelasi | | Transactions with related parties |



Pajak penghasilan

Income taxes

Pinjaman

Borrowings

Provisi

Provisions

Imbalan kerja karyawan

Employee benefits

Laba per saham

Earnings per share

Dividen


Dividends

Pelaporan segmen

Segment reporting

| | | |
|---|--|--|
| Instrumen keuangan derivatif | | Derivative financial instruments |
| Penerapan standar akuntansi baru | | The implementation of new statements of accounting standards |
| Kombinasi bisnis | | Business combination |
| Penentuan nilai wajar | | Determination of fair value |
| Transaksi dan saldo dalam mata uang asing | | Foreign currency transactions and balances |
| Efek-efek | | Securities |
| Investasi jangka pendek | | Short-term investment |

| | | |
|---------------------------------|--|------------------------------------|
| Aset hak guna | | Right of use assets |
| Properti investasi | | Investment properties |
| Goodwill | | Goodwill |
| Investasi pada entitas asosiasi | | Investment in associates |
| Aset takberwujud | | Intangible assets |
| Beban dibayar dimuka | | Prepaid expenses |
| Piutang dan utang asuransi | | Insurance receivables and payables |
| Piutang pembiayaan konsumen | | Consumer financing receivables |



| | | |
|---|--|---|
| Pengaturan pembayaran berbasis saham | | Share-based payment arrangement |
| Biaya emisi efek ekuitas | | Stock issuance cost |
| Instrumen keuangan | | Financial instruments |
| Aset tidak lancar yang diklasifikasikan sebagai dimiliki untuk dijual | | Non-current assets classified as held for sale |
| Peristiwa setelah tanggal periode pelaporan | | Events after reporting period |
| Penerapan standar akuntansi baru | | Adoption of new accounting standards |
| Standar akuntansi yang telah disahkan namun belum berlaku efektif | | Accounting standards issued but not yet effective |
| Utang pembiayaan konsumen | | Consumer financing liabilities |

[3611000_BD] Notes to the financial statements - Property, Plant, and Equipment (breakdown) - Infrastructure Industry

Aset tetap

Property, plant, and equipment

| | | Aset tetap [baris komponen] | | | | | | | | | | | |
|--|---|-----------------------------|-----------------------|------------------------|--------------------------|--|------------------------------|----------------------|--|-------------------------------------|--|------------------------|---|
| | | Aset tetap | Penambahan aset tetap | Pengurangan aset tetap | Reklasifikasi aset tetap | Penjabaran laporan keuangan aset tetap | Entitas anak baru aset tetap | Revaluasi aset tetap | Penurunan (pemulihan) nilai aset tetap | Aset tetap | | | |
| Nilai perolehan, kotor | Tanah, dimiliki langsung | 2,408,381,009,307 | 2,525,390,584 | (194,999,790,500) | 0 | | | 0 | | 2,215,906,609,391 | Land, directly owned | Carrying amount, gross | |
| | Bangunan dan fasilitasnya, dimiliki langsung | 2,701,624,072,162 | 0 | (236,818,560,717) | 15,749,366,654 | | | 0 | | 2,480,554,878,099 | Building and leasehold improvement, directly owned | | |
| | Mesin dan peralatan, dimiliki langsung | 5,116,041,504,961 | 572,958,970 | (66,115,879,134) | 490,057,178 | | | 0 | | 5,050,988,641,975 | Machinery and equipment, directly owned | | |
| | Alat berat, dimiliki langsung | | | | | | | | | | | | Heavy equipment, directly owned |
| | Alat pengangkutan, dimiliki langsung | | | | | | | | | | | | Transportation equipment, directly owned |
| | Perabot dan peralatan kantor, dimiliki langsung | 118,613,758,372 | 1,481,325,781 | (760,327,230) | 30,963,493 | | | 0 | | 119,365,720,416 | Furniture and office equipment, directly owned | | |
| | Kendaraan bermotor, dimiliki langsung | 12,396,119,323 | 247,500,000 | (621,900,000) | 0 | | | 0 | | 12,021,719,323 | Motor vehicle, directly owned | | |
| | Pesawat, dimiliki langsung | | | | | | | | | | | | Aircraft, directly owned |
| | Kapal, dimiliki langsung | | | | | | | | | | | | Vessels, directly owned |
| | Menara telekomunikasi, dimiliki langsung | | | | | | | | | | | | BTS Tower, directly owned |
| | Jaringan Fiber Optik, dimiliki langsung | | | | | | | | | | | | Fiber Optic Network, directly owned |
| | Infrastruktur Telekomunikasi, dimiliki langsung | | | | | | | | | | | | Telecommunication Infrastructure, directly owned |
| | Peralatan Teknikal, dimiliki langsung | | | | | | | | | | | | Technical Equipment, directly owned |
| | Lainnya, dimiliki langsung | | | | | | | | | | | | Others, directly owned |
| | Dimiliki langsung | 10,357,056,464,125 | 4,827,175,335 | (499,316,457,581) | 16,270,387,325 | | | 0 | | 9,878,837,569,204 | Directly owned | | |
| | Mesin, aset hak guna | | | | | | | | | | | | Machinery, right of use assets |
| | Alat pengangkutan, aset hak guna | | | | | | | | | | | | Transportation equipment, right of use assets |
| | Alat berat, aset hak guna | | | | | | | | | | | | Heavy equipment, right of use assets |
| | Bangunan, aset hak guna | | | | | | | | | | | | Building, right of use assets |
| | Perabot dan peralatan kantor, aset hak guna | | | | | | | | | | | | Furniture and office equipment, rights of use assets |
| | Kendaraan bermotor, aset hak guna | | | | | | | | | | | | Motor vehicle, rights of use assets |
| | Pesawat, aset hak guna | | | | | | | | | | | | Aircraft, right of use assets |
| | Kapal, aset hak guna | | | | | | | | | | | | Vessels, right of use assets |
| | Menara telekomunikasi, aset hak guna | | | | | | | | | | | | BTS Tower, right of use assets |
| | Jaringan Fiber Optik, aset hak guna | | | | | | | | | | | | Fiber Optic Network, right of use assets |
| | Infrastruktur Telekomunikasi, aset hak guna | | | | | | | | | | | | Telecommunication Infrastructure, right of use assets |
| Peralatan Teknikal, aset hak guna | | | | | | | | | | | Technical Equipment, right of use assets | | |
| Lainnya, aset hak guna | | | | | | | | | | | Others, right of use assets | | |
| Aset hak guna | | | | | | | | | | | Right of use assets | | |
| Bangunan, dalam penyelesaian | 85,649,300,527 | 3,558,009,245 | (0) | (16,270,387,325) | | | 0 | | 72,936,922,447 | Building, assets under construction | | | |
| Mesin dan alat berat, dalam penyelesaian | | | | | | | | | | | Machinery and heavy equipment, assets under construction | | |

| | | | | | | | | | | | | | |
|---|--|--------------------|-----------------|---------------------|--------------------|--|--|---|--|---|---|---|--|
| | Menara telekomunikasi, dalam penyelesaian | | | | | | | | | BTS Tower, assets under construction | | | |
| | Jaringan Fiber Optik, dalam penyelesaian | | | | | | | | | Fiber Optic Network, assets under construction | | | |
| | Infrastruktur Telekomunikasi, dalam penyelesaian | | | | | | | | | Telecommunication Infrastructure, assets under construction | | | |
| | Peralatan Teknikal, dalam penyelesaian | | | | | | | | | Technical Equipment, assets under construction | | | |
| | Lainnya, dalam penyelesaian | | | | | | | | | Others, assets under construction | | | |
| | Aset dalam penyelesaian | 85,649,300,527 | 3,558,009,245 | (0) | (16,270,387,325) | | | 0 | | 72,936,922,447 | Assets under construction | | |
| | Aset tetap | 10,442,705,764,652 | 8,385,184,580 | (499,316,457,581) | 0 | | | 0 | | 9,951,774,491,651 | Property, plant, and equipment | | |
| Akumulasi depresiasi | Tanah, dimiliki langsung | | | | | | | | | | Land, directly owned | Carrying amount, accumulated depreciation | |
| | Bangunan dan fasilitasnya, dimiliki langsung | 679,090,223,904 | 51,197,486,191 | (0) | 0 | | | 0 | | 730,287,710,095 | Building and leasehold improvement, directly owned | | |
| | Mesin dan peralatan, dimiliki langsung | 4,071,801,601,054 | 161,170,652,795 | (66,115,879,134) | 0 | | | 0 | | 4,166,856,374,715 | Machinery and equipment, directly owned | | |
| | Alat berat, dimiliki langsung | | | | | | | | | | Heavy equipment, directly owned | | |
| | Alat pengangkutan, dimiliki langsung | | | | | | | | | | Transportation equipment, directly owned | | |
| | Perabot dan peralatan kantor, dimiliki langsung | 95,659,232,155 | 5,003,783,362 | (637,991,473) | 0 | | | 0 | | 100,025,024,044 | Furniture and office equipment, directly owned | | |
| | Kendaraan bermotor, dimiliki langsung | 11,818,363,687 | 138,725,962 | (371,768,747) | 0 | | | 0 | | 11,585,320,902 | Motor vehicle, directly owned | | |
| | Pesawat, dimiliki langsung | | | | | | | | | | Aircraft, directly owned | | |
| | Kapal, dimiliki langsung | | | | | | | | | | Vessels, directly owned | | |
| | Menara telekomunikasi, dimiliki langsung | | | | | | | | | | BTS Tower, directly owned | | |
| | Jaringan Fiber Optik, dimiliki langsung | | | | | | | | | | Fiber Optic Network, directly owned | | |
| | Infrastruktur Telekomunikasi, dimiliki langsung | | | | | | | | | | Telecommunication Infrastructure, directly owned | | |
| | Peralatan Teknikal, dimiliki langsung | | | | | | | | | | Technical Equipment, directly owned | | |
| | Lainnya, dimiliki langsung | | | | | | | | | | Others, directly owned | | |
| | Dimiliki langsung | 4,858,369,420,800 | 217,510,648,310 | (67,125,639,354) | 0 | | | 0 | | 5,008,754,429,756 | Directly owned | | |
| | Mesin, aset hak guna | | | | | | | | | | | | Machinery, right of use assets |
| | Alat pengangkutan, aset hak guna | | | | | | | | | | | | Transportation equipment, right of use assets |
| | Alat berat, aset hak guna | | | | | | | | | | | | Heavy equipment, right of use assets |
| | Bangunan, aset hak guna | | | | | | | | | | | | Building, right of use assets |
| | Perabot dan peralatan kantor, aset hak guna | | | | | | | | | | | | Furniture and office equipment, rights of use assets |
| Kendaraan bermotor, aset hak guna | | | | | | | | | | | Motor vehicle, rights of use assets | | |
| Pesawat, aset hak guna | | | | | | | | | | | Aircraft, right of use assets | | |
| Kapal, aset hak guna | | | | | | | | | | | Vessels, right of use assets | | |
| Menara telekomunikasi, aset hak guna | | | | | | | | | | | BTS Tower, right of use assets | | |
| Jaringan Fiber Optik, aset hak guna | | | | | | | | | | | Fiber Optic Network, right of use assets | | |
| Infrastruktur Telekomunikasi, aset hak guna | | | | | | | | | | | Telecommunication Infrastructure, right of use assets | | |
| Peralatan Teknikal, aset hak guna | | | | | | | | | | | Technical Equipment, right of use assets | | |
| Lainnya, aset hak guna | | | | | | | | | | | Others, right of use assets | | |
| Aset hak guna | | | | | | | | | | | Right of use assets | | |
| | Bangunan, dalam penyelesaian | 576,696,345,057 | 0 | (267,568,928,877) | 0 | | | 0 | | 309,127,416,180 | Building, assets under construction | | |

| | | | | | | | | | | |
|--|-------------------|-----------------|---------------------|---|--|--|---|--|-------------------|---|
| Mesin dan alat berat, dalam penyelesaian | | | | | | | | | | Machinery and heavy equipment, assets under construction |
| Menara telekomunikasi, dalam penyelesaian | | | | | | | | | | BTS Tower, assets under construction |
| Jaringan Fiber Optik, dalam penyelesaian | | | | | | | | | | Fiber Optic Network, assets under construction |
| Infrastruktur Telekomunikasi, dalam penyelesaian | | | | | | | | | | Telecommunication Infrastructure, assets under construction |
| Peralatan Teknikal, dalam penyelesaian | | | | | | | | | | Technical Equipment, assets under construction |
| Lainnya, dalam penyelesaian | | | | | | | | | | Others, assets under construction |
| Aset dalam penyelesaian | 576,696,345,057 | 0 | (267,568,928,877) | 0 | | | 0 | | 309,127,416,180 | Assets under construction |
| Aset tetap | 5,435,065,765,857 | 217,510,648,310 | (334,694,568,231) | 0 | | | 0 | | 5,317,881,845,936 | Property, plant, and equipment |

Aset tetap

Property, plant, and equipment

| | Aset tetap [baris komponen] | | | | | | | Aset tetap | |
|----------------------------|-----------------------------|-----------------------|------------------------|--------------------------|--|------------------------------|----------------------|--|--|
| Nilai perolehan Aset tetap | Aset tetap | Penambahan aset tetap | Pengurangan aset tetap | Reklasifikasi aset tetap | Penjabaran laporan keuangan aset tetap | Entitas anak baru aset tetap | Revaluasi aset tetap | Penurunan (pemulihan) nilai aset tetap | Aset tetap |
| | 5,007,639,998,795 | (209,125,463,730) | (164,621,889,350) | 0 | | | 0 | | 4,633,892,645,715 |
| | | | | | | | | | Property, plant, and equipment Carrying amount |

[3611000_BD] Notes to the financial statements - Property, Plant, and Equipment (breakdown) - Infrastructure Industry - Prior Year

Aset tetap

Property, plant, and equipment

| | | Aset tetap [baris komponen] | | | | | | | | | | |
|---|---|-----------------------------|-----------------------|------------------------|--------------------------|--|------------------------------|----------------------|--|--|---|------------------------|
| | | Aset tetap | Penambahan aset tetap | Pengurangan aset tetap | Reklasifikasi aset tetap | Penjabaran laporan keuangan aset tetap | Entitas anak baru aset tetap | Revaluasi aset tetap | Penurunan (pemulihan) nilai aset tetap | Aset tetap | | |
| Nilai perolehan, kotor | Tanah, dimiliki langsung | 2,264,204,161,364 | | | 404,000,000 | | | 143,772,847,943 | | 2,408,381,009,307 | Land, directly owned | Carrying amount, gross |
| | Bangunan dan fasilitasnya, dimiliki langsung | 2,821,301,711,994 | 740,450,000 | | 20,885,701,930 | | | (141,303,791,762) | | 2,701,624,072,162 | Building and leasehold improvement, directly owned | |
| | Mesin dan peralatan, dimiliki langsung | 5,081,554,489,149 | 934,621,287 | (49,875,484,445) | 83,427,878,970 | | | | | 5,116,041,504,961 | Machinery and equipment, directly owned | |
| | Alat berat, dimiliki langsung | | | | | | | | | | Heavy equipment, directly owned | |
| | Alat pengangkutan, dimiliki langsung | | | | | | | | | | Transportation equipment, directly owned | |
| | Perabot dan peralatan kantor, dimiliki langsung | 113,780,591,564 | 6,360,527,058 | | (1,527,360,250) | | | | | 118,613,758,372 | Furniture and office equipment, directly owned | |
| | Kendaraan bermotor, dimiliki langsung | 12,148,619,323 | 247,500,000 | | | | | | | 12,396,119,323 | Motor vehicle, directly owned | |
| | Pesawat, dimiliki langsung | | | | | | | | | | Aircraft, directly owned | |
| | Kapal, dimiliki langsung | | | | | | | | | | Vessels, directly owned | |
| | Menara telekomunikasi, dimiliki langsung | | | | | | | | | | BTS Tower, directly owned | |
| | Jaringan Fiber Optik, dimiliki langsung | | | | | | | | | | Fiber Optic Network, directly owned | |
| | Infrastruktur Telekomunikasi, dimiliki langsung | | | | | | | | | | Telecommunication Infrastructure, directly owned | |
| | Peralatan Teknis, dimiliki langsung | | | | | | | | | | Technical Equipment, directly owned | |
| | Lainnya, dimiliki langsung | | | | | | | | | | Others, directly owned | |
| | Dimiliki langsung | 10,292,989,573,394 | 8,283,098,345 | (49,875,484,445) | 103,190,220,650 | | | 2,469,056,181 | | 10,357,056,464,125 | Directly owned | |
| | Mesin, aset hak guna | | | | | | | | | | Machinery, right of use assets | |
| | Alat pengangkutan, aset hak guna | | | | | | | | | | Transportation equipment, right of use assets | |
| | Alat berat, aset hak guna | | | | | | | | | | Heavy equipment, right of use assets | |
| | Bangunan, aset hak guna | | | | | | | | | | Building, right of use assets | |
| | Perabot dan peralatan kantor, aset hak guna | | | | | | | | | | Furniture and office equipment, rights of use assets | |
| | Kendaraan bermotor, aset hak guna | | | | | | | | | | Motor vehicle, rights of use assets | |
| | Pesawat, aset hak guna | | | | | | | | | | Aircraft, right of use assets | |
| | Kapal, aset hak guna | | | | | | | | | | Vessels, right of use assets | |
| | Menara telekomunikasi, aset hak guna | | | | | | | | | | BTS Tower, right of use assets | |
| | Jaringan Fiber Optik, aset hak guna | | | | | | | | | | Fiber Optic Network, right of use assets | |
| | Infrastruktur Telekomunikasi, aset hak guna | | | | | | | | | | Telecommunication Infrastructure, right of use assets | |
| | Peralatan Teknis, aset hak guna | | | | | | | | | | Technical Equipment, right of use assets | |
| Lainnya, aset hak guna | | | | | | | | | | Others, right of use assets | | |
| Aset hak guna | | | | | | | | | | Right of use assets | | |
| Bangunan, dalam penyelesaian | 200,896,888,113 | 3,920,884,450 | | (119,168,472,036) | | | | | 85,649,300,527 | Building, assets under construction | | |
| Mesin dan alat berat, dalam penyelesaian | | | | | | | | | | Machinery and heavy equipment, assets under construction | | |
| Menara telekomunikasi, dalam penyelesaian | | | | | | | | | | BTS Tower, assets under construction | | |
| Jaringan Fiber Optik, dalam penyelesaian | | | | | | | | | | Fiber Optic Network, assets under construction | | |

| | | | | | | | | | | | | |
|----------------------|--|----------------------|-----------------|--------------------|---------------------|--|--|----------------|--|---|--|---|
| | Infrastruktur Telekomunikasi, dalam penyelesaian | | | | | | | | | Telecommunication Infrastructure, assets under construction | | |
| | Peralatan Teknikal, dalam penyelesaian | | | | | | | | | Technical Equipment, assets under construction | | |
| | Lainnya, dalam penyelesaian | | | | | | | | | Others, assets under construction | | |
| | Aset dalam penyelesaian | 200,896,888,113 | 3,920,884,450 | | (119,168,472,036) | | | | | 85,649,300,527 | Assets under construction | |
| | Aset tetap | 10,493,886,461,507 | 12,203,982,795 | (49,875,484,445) | 15,978,251,386 | | | 2,469,056,181 | | 10,442,705,764,652 | Property, plant, and equipment | |
| Akumulasi depresiasi | Tanah, dimiliki langsung | | | | | | | | | | Land, directly owned | Carrying amount, accumulated depreciation |
| | Bangunan dan fasilitasnya, dimiliki langsung | 554,766,851,091 | 143,836,831,880 | | (1,507,997,410) | | | 18,005,461,657 | | 679,090,223,904 | Building and leasehold improvement, directly owned | |
| | Mesin dan peralatan, dimiliki langsung | 3,636,006,348,550 | 485,561,919,792 | (49,769,948,687) | 3,281,399 | | | | | 4,071,801,601,054 | Machinery and equipment, directly owned | |
| | Alat berat, dimiliki langsung | | | | | | | | | | Heavy equipment, directly owned | |
| | Alat pengangkutan, dimiliki langsung | | | | | | | | | | Transportation equipment, directly owned | |
| | Perabot dan peralatan kantor, dimiliki langsung | 97,463,837,012 | 15,485,576,766 | | (17,290,181,623) | | | | | 95,659,232,155 | Furniture and office equipment, directly owned | |
| | Kendaraan bermotor, dimiliki langsung | 11,458,347,933 | 360,015,754 | | | | | | | 11,818,363,687 | Motor vehicle, directly owned | |
| | Pesawat, dimiliki langsung | | | | | | | | | | Aircraft, directly owned | |
| | Kapal, dimiliki langsung | | | | | | | | | | Vessels, directly owned | |
| | Menara telekomunikasi, dimiliki langsung | | | | | | | | | | BTS Tower, directly owned | |
| | Jaringan Fiber Optik, dimiliki langsung | | | | | | | | | | Fiber Optic Network, directly owned | |
| | Infrastruktur Telekomunikasi, dimiliki langsung | | | | | | | | | | Telecommunication Infrastructure, directly owned | |
| | Peralatan Teknikal, dimiliki langsung | | | | | | | | | | Technical Equipment, directly owned | |
| | Lainnya, dimiliki langsung | | | | | | | | | | Others, directly owned | |
| | Dimiliki langsung | 4,299,695,384,586 | 645,244,344,192 | (49,769,948,687) | (18,794,897,634) | | | 18,005,461,657 | | 4,858,369,420,800 | Directly owned | |
| | | Mesin, aset hak guna | | | | | | | | | | |
| | Alat pengangkutan, aset hak guna | | | | | | | | | | Transportation equipment, right of use assets | |
| | Alat berat, aset hak guna | | | | | | | | | | Heavy equipment, right of use assets | |
| | Bangunan, aset hak guna | | | | | | | | | | Building, right of use assets | |
| | Perabot dan peralatan kantor, aset hak guna | | | | | | | | | | Furniture and office equipment, rights of use assets | |
| | Kendaraan bermotor, aset hak guna | | | | | | | | | | Motor vehicle, rights of use assets | |
| | Pesawat, aset hak guna | | | | | | | | | | Aircraft, right of use assets | |
| | Kapal, aset hak guna | | | | | | | | | | Vessels, right of use assets | |
| | Menara telekomunikasi, aset hak guna | | | | | | | | | | BTS Tower, right of use assets | |
| | Jaringan Fiber Optik, aset hak guna | | | | | | | | | | Fiber Optic Network, right of use assets | |
| | Infrastruktur Telekomunikasi, aset hak guna | | | | | | | | | | Telecommunication Infrastructure, right of use assets | |
| | Peralatan Teknikal, aset hak guna | | | | | | | | | | Technical Equipment, right of use assets | |
| | Lainnya, aset hak guna | | | | | | | | | | Others, right of use assets | |
| | Aset hak guna | | | | | | | | | | Right of use assets | |
| | Bangunan, dalam penyelesaian | 57,035,602,069 | 519,660,742,988 | | | | | | | 576,696,345,057 | Building, assets under construction | |
| | Mesin dan alat berat, dalam penyelesaian | | | | | | | | | | Machinery and heavy equipment, assets under construction | |

| | | | | | | | | | | |
|--|-------------------|-------------------|--------------------|----------------|--|--|--|----------------|-------------------|---|
| Menara telekomunikasi, dalam penyelesaian | | | | | | | | | | BTS Tower, assets under construction |
| Jaringan Fiber Optik, dalam penyelesaian | | | | | | | | | | Fiber Optic Network, assets under construction |
| Infrastruktur Telekomunikasi, dalam penyelesaian | | | | | | | | | | Telecommunication Infrastructure, assets under construction |
| Peralatan Teknikal, dalam penyelesaian | | | | | | | | | | Technical Equipment, assets under construction |
| Lainnya, dalam penyelesaian | | | | | | | | | | Others, assets under construction |
| Aset dalam penyelesaian | 57,035,602,069 | 519,660,742,988 | | | | | | | 576,696,345,057 | Assets under construction |
| Aset tetap | 4,356,730,986,655 | 1,164,905,087,180 | (49,769,948,687) | 18,794,897,634 | | | | 18,005,461,657 | 5,435,065,765,857 | Property, plant, and equipment |

Aset tetap

Property, plant, and equipment

| Aset tetap | Aset tetap [baris komponen] | | | | | | | Aset tetap | |
|----------------------------|-----------------------------|-----------------------|------------------------|--------------------------|--|------------------------------|----------------------|-------------------|--|
| | Aset tetap | Penambahan aset tetap | Pengurangan aset tetap | Reklasifikasi aset tetap | Penjabaran laporan keuangan aset tetap | Entitas anak baru aset tetap | Revaluasi aset tetap | | Penurunan (pemulihan) nilai aset tetap |
| Nilai perolehan Aset tetap | 6,137,155,474,852 | (1,152,701,104,385) | (105,535,758) | | | | 20,474,517,838 | 5,007,639,998,795 | Property, plant, and equipment Carrying amount |

[3611100] Disclosure of Notes to the financial statements - Property, Plant and Equipment - Infrastructure Industry

Pengungkapan

Disclosure

30 June 2024

Pengungkapan

Disclosure

Pengungkapan catatan atas aset tetap

Disclosure of notes for property, plant and equipment

[3612000_BD] Notes to the financial statements - Right of Use Assets (breakdown) - Infrastructure Industry

Aset hak guna

Right of use assets

| | | Aset hak guna [baris komponen] | | | | | | | | | | |
|------------------------|----------------------------------|--------------------------------|--------------------------|---------------------------|-----------------------------|---|---------------------------------|-------------------------|---|-----------------|---|---|
| | | Aset hak guna | Penambahan aset hak guna | Pengurangan aset hak guna | Reklasifikasi aset hak guna | Penjabaran laporan keuangan aset hak guna | Entitas anak baru aset hak guna | Revaluasi aset hak guna | Penurunan (pemulihan) nilai aset hak guna | Aset hak guna | | |
| Nilai perolehan, kotor | Mesin, aset hak guna | | | | | | | | | | Machinery, right of use assets | Carrying amount, gross |
| | Alat pengangkutan, aset hak guna | 139,853,321,842 | 997,586,705 | (10,852,213,748) | | | | | | 129,998,694,799 | Transportation equipment, right of use assets | |
| | Alat berat, aset hak guna | 4,443,979,566 | | | | | | | | 4,443,979,566 | Heavy equipment, right of use assets | |
| | Bangunan, aset hak guna | 41,493,861,866 | 2,628,934,042 | (833,333,333) | | | | | | 43,289,462,575 | Building, right of use assets | |
| | Pesawat, aset hak guna | | | | | | | | | | Aircraft, right of use assets | |
| | Kapal, aset hak guna | | | | | | | | | | Vessels, right of use assets | |
| | Lainnya, aset hak guna | | | | | | | | | | Others, right of use assets | |
| | Aset hak guna | 185,791,163,274 | 3,626,520,747 | (11,685,547,081) | | | | | | 177,732,136,940 | Right of use assets | |
| Akumulasi depresiasi | Mesin, aset hak guna | | | | | | | | | | Machinery, right of use assets | Carrying amount, accumulated depreciation |
| | Alat pengangkutan, aset hak guna | 119,505,919,811 | 4,224,523,168 | (549,643,928) | | | | | | 123,180,799,051 | Transportation equipment, right of use assets | |
| | Alat berat, aset hak guna | 4,443,979,567 | | | | | | | | 4,443,979,567 | Heavy equipment, right of use assets | |
| | Bangunan, aset hak guna | 35,421,786,363 | 3,399,849,967 | (625,000,003) | | | | | | 38,196,636,327 | Building, right of use assets | |
| | Pesawat, aset hak guna | | | | | | | | | | Aircraft, right of use assets | |
| | Kapal, aset hak guna | | | | | | | | | | Vessels, right of use assets | |
| | Lainnya, aset hak guna | | | | | | | | | | Others, right of use assets | |
| | Aset hak guna | 159,371,685,741 | 7,624,373,135 | (1,174,643,931) | | | | | | 165,821,414,945 | Right of use assets | |

Aset hak guna

Right of use assets

| | | Aset hak guna [baris komponen] | | | | | | | | | | |
|-----------------|---------------|--------------------------------|--------------------------|---------------------------|-----------------------------|---|---------------------------------|-------------------------|---|----------------|---------------------|-----------------|
| | | Aset hak guna | Penambahan aset hak guna | Pengurangan aset hak guna | Reklasifikasi aset hak guna | Penjabaran laporan keuangan aset hak guna | Entitas anak baru aset hak guna | Revaluasi aset hak guna | Penurunan (pemulihan) nilai aset hak guna | Aset hak guna | | |
| Nilai perolehan | Aset hak guna | 26,419,477,533 | (3,997,852,388) | (10,510,903,150) | | | | | | 11,910,721,995 | Right of use assets | Carrying amount |

[3612000_BD] Notes to the financial statements - Right of Use Assets (breakdown) - Infrastructure Industry - Prior Year

Aset hak guna

Right of use assets

| | | Aset hak guna [baris komponen] | | | | | | | | | | |
|------------------------|----------------------------------|--------------------------------|--------------------------|---------------------------|-----------------------------|---|---------------------------------|-------------------------|---|-----------------|---|---|
| | | Aset hak guna | Penambahan aset hak guna | Pengurangan aset hak guna | Reklasifikasi aset hak guna | Penjabaran laporan keuangan aset hak guna | Entitas anak baru aset hak guna | Revaluasi aset hak guna | Penurunan (pemulihan) nilai aset hak guna | Aset hak guna | | |
| Nilai perolehan, kotor | Mesin, aset hak guna | | | | | | | | | | Machinery, right of use assets | Carrying amount, gross |
| | Alat pengangkutan, aset hak guna | 137,053,091,510 | 13,260,197,114 | (10,459,966,782) | | | | | | 139,853,321,842 | Transportation equipment, right of use assets | |
| | Alat berat, aset hak guna | 5,929,211,568 | | (1,485,232,002) | | | | | | 4,443,979,566 | Heavy equipment, right of use assets | |
| | Bangunan, aset hak guna | 46,757,376,518 | 275,366,419 | (5,538,881,071) | | | | | | 41,493,861,866 | Building, right of use assets | |
| | Pesawat, aset hak guna | | | | | | | | | | Aircraft, right of use assets | |
| | Kapal, aset hak guna | | | | | | | | | | Vessels, right of use assets | |
| | Lainnya, aset hak guna | | | | | | | | | | Others, right of use assets | |
| | Aset hak guna | 189,739,679,596 | 13,535,563,533 | (17,484,079,855) | | | | | | 185,791,163,274 | Right of use assets | |
| Akumulasi depresiasi | Mesin, aset hak guna | | | | | | | | | | Machinery, right of use assets | Carrying amount, accumulated depreciation |
| | Alat pengangkutan, aset hak guna | 111,713,959,790 | 18,103,519,867 | (10,311,559,846) | | | | | | 119,505,919,811 | Transportation equipment, right of use assets | |
| | Alat berat, aset hak guna | 4,827,819,060 | | (383,839,493) | | | | | | 4,443,979,567 | Heavy equipment, right of use assets | |
| | Bangunan, aset hak guna | 33,567,239,389 | 7,246,387,227 | (5,391,840,253) | | | | | | 35,421,786,363 | Building, right of use assets | |
| | Pesawat, aset hak guna | | | | | | | | | | Aircraft, right of use assets | |
| | Kapal, aset hak guna | | | | | | | | | | Vessels, right of use assets | |
| | Lainnya, aset hak guna | | | | | | | | | | Others, right of use assets | |
| | Aset hak guna | 150,109,018,239 | 25,349,907,094 | (16,087,239,592) | | | | | | 159,371,685,741 | Right of use assets | |

Aset hak guna

Right of use assets

| | | Aset hak guna [baris komponen] | | | | | | | | | |
|-----------------|---------------|--------------------------------|--------------------------|---------------------------|-----------------------------|---|---------------------------------|-------------------------|---|----------------|---------------------|
| | | Aset hak guna | Penambahan aset hak guna | Pengurangan aset hak guna | Reklasifikasi aset hak guna | Penjabaran laporan keuangan aset hak guna | Entitas anak baru aset hak guna | Revaluasi aset hak guna | Penurunan (pemulihan) nilai aset hak guna | Aset hak guna | |
| Nilai perolehan | Aset hak guna | 39,630,661,357 | (11,814,343,561) | (1,396,840,263) | | | | | | 26,419,477,533 | Right of use assets |
| | | | | | | | | | | | Carrying amount |

[3616000_BD] Notes to the financial statements - Revenue By Parties (breakdown) - Infrastructure Industry

30 June 2024

30 June 2023

Catatan untuk pendapatan berdasarkan pihak

Notes for revenue by parties

| | <u>Nama pihak</u> <u>Party name</u> | <u>Penjualan dan pendapatan usaha</u> <u>Sales and revenue</u> | |
|------------------------|--|---|-----------------------|
| Pihak berelasi 1 | PT Cimanggis Cibitung Tollways | 636,845,878,792 | Related party 1 |
| Pihak berelasi 2 | PT Jasamarga Probolinggo Banyuwangi | 206,430,224,212 | Related party 2 |
| Pihak berelasi 3 | KSO/ JO Adhi-Waskita-Jaya Konstruksi | 112,758,190,076 | Related party 3 |
| Pihak berelasi 4 | PT Trans Jabar Tol | 96,798,629,369 | Related party 4 |
| Pihak berelasi 5 | KSO/ JO Waskita - Nindya - Modern | 51,502,048,950 | Related party 5 |
| Pihak berelasi 6 | KSO/ JO Waskita - Nindya - Permata | 45,357,820,050 | Related party 6 |
| Pihak berelasi 7 | KSO/ JO PP - NK | 29,099,680,000 | Related party 7 |
| Pihak berelasi 8 | PT Jasamarga Japek Selatan | 2,728,072,585 | Related party 8 |
| Pihak berelasi 9 | | | Related party 9 |
| Pihak berelasi 10 | | | Related party 10 |
| Pihak berelasi lainnya | | 255,349,175,441 | Other related parties |
| Pihak berelasi | | 1,436,869,719,475 | Related parties |
| Pihak ketiga 1 | Kementerian Pekerjaan Umum dan Perumahan Rakyat/ | 1,684,901,098,101 | Third party 1 |
| Pihak ketiga 2 | BPJT - PT Waskita Sriwijaya Tol | 280,460,018,497 | Third party 2 |
| Pihak ketiga 3 | BPJT - PT Pemalang Batang Toll Road | 271,306,762,110 | Third party 3 |
| Pihak ketiga 4 | BPJT - PT Waskita Transjawa Tol Road | 149,559,610,633 | Third party 4 |

Catatan untuk pendapatan berdasarkan pihak

Notes for revenue by parties

| | <u>Nama pihak</u> <u>Party name</u> | <u>Penjualan dan pendapatan usaha</u> <u>Sales and revenue</u> | |
|------------------------|---|---|-----------------------|
| Pihak berelasi 1 | PT Jasamarga Japek Selatan | 487,399,306,725 | Related party 1 |
| Pihak berelasi 2 | PT Cibitung Tanjung Priok Port Tollways | 202,584,088,660 | Related party 2 |
| Pihak berelasi 3 | PT Cimanggis Cibitung Tollways | 219,860,698,421 | Related party 3 |
| Pihak berelasi 4 | PT Angkasa Pura I (Persero) | 156,816,495,268 | Related party 4 |
| Pihak berelasi 5 | PT Pelabuhan Indonesia III (Persero) | 61,947,040,382 | Related party 5 |
| Pihak berelasi 6 | PT Trans Jawa Paspro Jalan Tol | 0 | Related party 6 |
| Pihak berelasi 7 | PT Kresna Kusuma Dyandra Marga | 0 | Related party 7 |
| Pihak berelasi 8 | | | Related party 8 |
| Pihak berelasi 9 | | | Related party 9 |
| Pihak berelasi 10 | | | Related party 10 |
| Pihak berelasi lainnya | | 316,551,567,884 | Other related parties |
| Pihak berelasi | | 1,445,159,197,340 | Related parties |
| Pihak ketiga 1 | Kementerian Pekerjaan Umum dan Perumahan Rakyat | 1,411,494,238,488 | Third party 1 |
| Pihak ketiga 2 | BPJT - PT Waskita Sriwijaya Tol | 897,515,837,996 | Third party 2 |
| Pihak ketiga 3 | BPJT - PT Waskita Transjawa Tol Road | 333,593,116,462 | Third party 3 |
| Pihak ketiga 4 | BPJT - PT Pemalang Batang Toll Road | 264,827,962,393 | Third party 4 |

| | | | |
|----------------------|--|-------------------|---------------------|
| Pihak ketiga 5 | The Special Administrative Region of Oe-Cusse Ambeno of Oenuno | 62,051,991,098 | Third party 5 |
| Pihak ketiga 6 | BPJT - PT Waskita Bumi Wira | 55,514,769,000 | Third party 6 |
| Pihak ketiga 7 | Embassy of India | 51,175,194,375 | Third party 7 |
| Pihak ketiga 8 | BPJT - PT Trans Jabar Tol | 35,231,489,617 | Third party 8 |
| Pihak ketiga 9 | | | Third party 9 |
| Pihak ketiga 10 | | | Third party 10 |
| Pihak ketiga lainnya | | 444,546,959,452 | Other third parties |
| Pihak ketiga | | 3,034,747,892,883 | Third parties |
| Tipe pihak | | 4,471,617,612,358 | Type of parties |

| | | | |
|----------------------|--|-------------------|---------------------|
| Pihak ketiga 5 | BPJT - PT Trans Jabar Tol | 246,572,053,066 | Third party 5 |
| Pihak ketiga 6 | The Special Administrative Region of Oe-Cusse Ambeno of Oenuno | 107,339,059,431 | Third party 6 |
| Pihak ketiga 7 | Pemerintah Daerah/ District Governments | 99,391,815,977 | Third party 7 |
| Pihak ketiga 8 | BPJT - PT Waskita Bumi Wira | 43,821,436,257 | Third party 8 |
| Pihak ketiga 9 | Kementerian Agama/ The Ministry of Religious Affairs | 26,089,973,362 | Third party 9 |
| Pihak ketiga 10 | BPJT - PT Cimanggis Cibitung Tollways | | Third party 10 |
| Pihak ketiga lainnya | | 396,867,732,522 | Other third parties |
| Pihak ketiga | | 3,827,513,225,954 | Third parties |
| Tipe pihak | | 5,272,672,423,294 | Type of parties |

[3617000_BD] Notes to the financial statements - Revenue By Type (breakdown) - Infrastructure Industry

30 June 2024

30 June 2023

Catatan untuk tipe pendapatan

Notes for revenue by type

| | <u>Nama produk atau jasa</u> <u>Service or product name</u> | <u>Penjualan dan pendapatan usaha</u> <u>Sales and revenue</u> | |
|--------------------------|---|---|-----------------------|
| Pendapatan dari jasa 1 | Jasa Konstruksi/ Construction Services | 3,122,921,984,813 | Service revenue 1 |
| Pendapatan dari jasa 2 | Bunga dari Jasa Konstruksi/ Interest from Construction Services | 0 | Service revenue 2 |
| Pendapatan dari jasa 3 | Pendapatan Jalan Tol/ Toll Road Revenue | 563,346,216,254 | Service revenue 3 |
| Pendapatan dari jasa 4 | Pendapatan Property/ Property Revenue | 89,182,139,353 | Service revenue 4 |
| Pendapatan dari jasa 5 | Pendapatan Hotel/ Hotel Revenue | 48,903,316,582 | Service revenue 5 |
| Pendapatan dari jasa 6 | Sewa Gedung dan Peralatan/ Buildings and Equipment Rental | 6,749,299,921 | Service revenue 6 |
| Pendapatan dari jasa 7 | | | Service revenue 7 |
| Pendapatan dari jasa 8 | | | Service revenue 8 |
| Pendapatan dari jasa 9 | | | Service revenue 9 |
| Pendapatan dari jasa 10 | | | Service revenue 10 |
| Pendapatan jasa lainnya | | | Other service revenue |
| Pendapatan dari jasa | | 3,831,102,956,923 | Service revenue |
| Pendapatan dari produk 1 | Penjualan Precast/ Precast Sales | 610,966,832,682 | Product revenue 1 |
| Pendapatan dari produk 2 | Penjualan Infrastruktur Lainnya/ Other Infrastructure Revenue | 29,547,822,753 | Product revenue 2 |
| Pendapatan dari | | | Product |

Catatan untuk tipe pendapatan

Notes for revenue by type

| | <u>Nama produk atau jasa</u> <u>Service or product name</u> | <u>Penjualan dan pendapatan usaha</u> <u>Sales and revenue</u> | |
|--------------------------|---|---|-----------------------|
| Pendapatan dari jasa 1 | Jasa Konstruksi/ Construction Services | 4,347,670,316,359 | Service revenue 1 |
| Pendapatan dari jasa 2 | Bunga dari Jasa Konstruksi/ Interest from Construction Services | 23,857,116,421 | Service revenue 2 |
| Pendapatan dari jasa 3 | Pendapatan Jalan Tol/ Toll Road Revenue | 548,373,867,905 | Service revenue 3 |
| Pendapatan dari jasa 4 | Pendapatan Property/ Property Revenue | 83,914,498,463 | Service revenue 4 |
| Pendapatan dari jasa 5 | Pendapatan Hotel/ Hotel Revenue | 41,045,655,932 | Service revenue 5 |
| Pendapatan dari jasa 6 | Sewa Gedung dan Peralatan/ Buildings and Equipment Rental | 4,638,776,163 | Service revenue 6 |
| Pendapatan dari jasa 7 | | | Service revenue 7 |
| Pendapatan dari jasa 8 | | | Service revenue 8 |
| Pendapatan dari jasa 9 | | | Service revenue 9 |
| Pendapatan dari jasa 10 | | | Service revenue 10 |
| Pendapatan jasa lainnya | | | Other service revenue |
| Pendapatan dari jasa | | 5,049,500,231,243 | Service revenue |
| Pendapatan dari produk 1 | Penjualan Precast/ Precast Sales | 194,413,812,105 | Product revenue 1 |
| Pendapatan dari produk 2 | Penjualan Infrastruktur Lainnya/ Other Infrastructure Revenue | 28,758,379,946 | Product revenue 2 |
| Pendapatan dari | | | Product |

| | | | |
|---------------------------|--|-------------------|-----------------------|
| produk 3 | | | revenue 3 |
| Pendapatan dari produk 4 | | | Product revenue 4 |
| Pendapatan dari produk 5 | | | Product revenue 5 |
| Pendapatan dari produk 6 | | | Product revenue 6 |
| Pendapatan dari produk 7 | | | Product revenue 7 |
| Pendapatan dari produk 8 | | | Product revenue 8 |
| Pendapatan dari produk 9 | | | Product revenue 9 |
| Pendapatan dari produk 10 | | | Product revenue 10 |
| Pendapatan produk lainnya | | | Other product revenue |
| Pendapatan dari produk | | 640,514,655,435 | Product revenue |
| Tipe pendapatan | | 4,471,617,612,358 | Type of revenue |

| | | | |
|---------------------------|--|-------------------|-----------------------|
| produk 3 | | | revenue 3 |
| Pendapatan dari produk 4 | | | Product revenue 4 |
| Pendapatan dari produk 5 | | | Product revenue 5 |
| Pendapatan dari produk 6 | | | Product revenue 6 |
| Pendapatan dari produk 7 | | | Product revenue 7 |
| Pendapatan dari produk 8 | | | Product revenue 8 |
| Pendapatan dari produk 9 | | | Product revenue 9 |
| Pendapatan dari produk 10 | | | Product revenue 10 |
| Pendapatan produk lainnya | | | Other product revenue |
| Pendapatan dari produk | | 223,172,192,051 | Product revenue |
| Tipe pendapatan | | 5,272,672,423,294 | Type of revenue |

[3619000_BD] Notes to the financial statements - Revenue With Value More Than 10% (breakdown) - Infrastructure Industry

30 June 2024

30 June 2023

Catatan untuk pendapatan lebih dari 10%

Note for revenue with value more than 10%

| | <u>Nama pihak</u> | <u>Penjualan dan pendapatan yang melebihi 10% dari total pendapatan</u> | |
|--|--|---|--|
| | <u>Party name</u> | <u>Sales and revenue more than 10%</u> | |
| Pihak 1 | Kementerian Pekerjaan Umum dan Perumahan Rakyat/ | 1,684,901,098,101 | Party 1 |
| Pihak 2 | PT Cimanggis Cibitung Tollways | 636,845,878,792 | Party 2 |
| Pihak 3 | | | Party 3 |
| Pihak 4 | | | Party 4 |
| Pihak 5 | | | Party 5 |
| Pihak 6 | | | Party 6 |
| Pihak 7 | | | Party 7 |
| Pihak 8 | | | Party 8 |
| Pihak 9 | | | Party 9 |
| Pihak 10 | | | Party 10 |
| Pihak lainnya dengan pendapatan lebih dari 10% | | | Other parties with revenue more than 10% |
| Pihak dengan pendapatan lebih dari 10% | | 2,321,746,976,893 | Party with revenue more than 10% |

Catatan untuk pendapatan lebih dari 10%

Note for revenue with value more than 10%

| | <u>Nama pihak</u> | <u>Penjualan dan pendapatan yang melebihi 10% dari total pendapatan</u> | |
|--|---|---|--|
| | <u>Party name</u> | <u>Sales and revenue more than 10%</u> | |
| Pihak 1 | Kementerian Pekerjaan Umum dan Perumahan Rakyat/ The Ministry of Public Works and Housing | 1,411,494,238,488 | Party 1 |
| Pihak 2 | BPJT - PT Waskita Sriwijaya Tol | 897,515,837,996 | Party 2 |
| Pihak 3 | PT Jasamarga Japek Selatan | 487,399,306,725 | Party 3 |
| Pihak 4 | PT Cibitung Tanjung Priok Port Tollways | 0 | Party 4 |
| Pihak 5 | | | Party 5 |
| Pihak 6 | | | Party 6 |
| Pihak 7 | | | Party 7 |
| Pihak 8 | | | Party 8 |
| Pihak 9 | | | Party 9 |
| Pihak 10 | | | Party 10 |
| Pihak lainnya dengan pendapatan lebih dari 10% | | | Other parties with revenue more than 10% |
| Pihak dengan pendapatan lebih dari 10% | | 2,796,409,383,209 | Party with revenue more than 10% |

[3620100_BD] Notes to the financial statements - Trade receivables, by currency (breakdown) - Infrastructure Industry

Piutang usaha berdasarkan mata uang

Trade receivables by currency

Piutang usaha berdasarkan mata uang

Trade receivables by currency

| | | <u>Piutang usaha [baris komponen]</u> | | | | <u>Piutang usaha [baris komponen]</u> | | | |
|-------------------|-------------------|---------------------------------------|-------------------|-------------|-------------------|---------------------------------------|-------------------|----------------|-------------------|
| | | <u>Piutang usaha, kotor</u> | | | | <u>Piutang usaha, kotor</u> | | | |
| Pihak ketiga | IDR | 1,694,739,785,884 | IDR | Third party | Pihak ketiga | IDR | 1,573,433,659,903 | IDR | Third party |
| | AUD | | AUD | | | AUD | | AUD | |
| | CAD | | CAD | | | CAD | | CAD | |
| | CNY | | CNY | | | CNY | | CNY | |
| | EUR | | EUR | | | EUR | | EUR | |
| | HKD | | HKD | | | HKD | | HKD | |
| | GBP | | GBP | | | GBP | | GBP | |
| | JPY | | JPY | | | JPY | | JPY | |
| | SGD | | SGD | | | SGD | | SGD | |
| | THB | | THB | | | THB | | THB | |
| | USD | 23,303,223,698 | USD | | | USD | 23,303,223,698 | USD | |
| | Mata uang lainnya | 48,511,061,259 | Other currency | | | Mata uang lainnya | 53,000,910,398 | Other currency | |
| | Mata uang | 1,766,554,070,841 | Currency | | | Mata uang | 1,649,737,793,999 | Currency | |
| | Pihak berelasi | IDR | 2,314,599,345,149 | IDR | | Related party | Pihak berelasi | IDR | 2,196,680,582,712 |
| AUD | | | AUD | | AUD | | | AUD | |
| CAD | | | CAD | | CAD | | | CAD | |
| CNY | | | CNY | | CNY | | | CNY | |
| EUR | | | EUR | | EUR | | | EUR | |
| HKD | | | HKD | | HKD | | | HKD | |
| GBP | | | GBP | | GBP | | | GBP | |
| JPY | | | JPY | | JPY | | | JPY | |
| SGD | | | SGD | | SGD | | | SGD | |
| THB | | | THB | | THB | | | THB | |
| USD | | | USD | | USD | | | USD | |
| Mata uang lainnya | | | Other currency | | Mata uang lainnya | | | Other currency | |
| Mata uang | | 2,314,599,345,149 | Currency | | Mata uang | 2,196,680,582,712 | | Currency | |

Piutang usaha berdasarkan mata uang

Trade receivables by currency

| | | <u>Piutang usaha [baris komponen]</u> | | | |
|--------------|-----------|---------------------------------------|---|----------------------|----------------------|
| | | <u>Piutang usaha, kotor</u> | <u>Penyisihan penurunan nilai piutang usaha</u> | <u>Piutang usaha</u> | |
| Pihak ketiga | Mata uang | 1,766,554,070,841 | (1,172,381,695,442) | 594,172,375,399 | Currency Third party |

Piutang usaha berdasarkan mata uang

Trade receivables by currency

| | | <u>Piutang usaha [baris komponen]</u> | | | |
|--------------|-----------|---------------------------------------|---|----------------------|----------------------|
| | | <u>Piutang usaha, kotor</u> | <u>Penyisihan penurunan nilai piutang usaha</u> | <u>Piutang usaha</u> | |
| Pihak ketiga | Mata uang | 1,649,737,793,999 | (1,128,146,002,025) | 521,591,791,974 | Currency Third party |

Piutang usaha berdasarkan mata uang

Trade receivables by currency

| | | <u>Piutang usaha [baris komponen]</u> | | | |
|----------------|-----------|---------------------------------------|---|----------------------|------------------------|
| | | <u>Piutang usaha, kotor</u> | <u>Penyisihan penurunan nilai piutang usaha</u> | <u>Piutang usaha</u> | |
| Pihak berelasi | Mata uang | 2,314,599,345,149 | (1,050,872,557,803) | 1,263,726,787,346 | Currency Related party |

Piutang usaha berdasarkan mata uang

Trade receivables by currency

| | | <u>Piutang usaha [baris komponen]</u> | | | |
|----------------|-----------|---------------------------------------|---|----------------------|------------------------|
| | | <u>Piutang usaha, kotor</u> | <u>Penyisihan penurunan nilai piutang usaha</u> | <u>Piutang usaha</u> | |
| Pihak berelasi | Mata uang | 2,196,680,582,712 | (1,067,948,794,076) | 1,128,731,788,636 | Currency Related party |

[3620200_BD] Notes to the financial statements - Trade receivables, by aging (breakdown) - Infrastructure Industry

30 June 2024

| Piutang usaha berdasarkan umur | | Trade receivables by aging | | Piutang usaha berdasarkan umur | | Trade receivables by aging | |
|--------------------------------|------|---------------------------------------|-------------------|--------------------------------|------|---------------------------------------|-------------------|
| | | <u>Piutang usaha [baris komponen]</u> | | | | <u>Piutang usaha [baris komponen]</u> | |
| | | <u>Piutang usaha, kotor</u> | | | | <u>Piutang usaha, kotor</u> | |
| Belum jatuh tempo | Umur | 2,260,909,828,309 | Aging Not yet due | Belum jatuh tempo | Umur | 2,069,679,212,051 | Aging Not yet due |

30 June 2024

| Piutang usaha berdasarkan umur | | Trade receivables by aging | | Piutang usaha berdasarkan umur | | Trade receivables by aging | |
|--------------------------------|----------------|---------------------------------------|---------------------|--------------------------------|----------------|---------------------------------------|---------------------|
| | | <u>Piutang usaha [baris komponen]</u> | | | | <u>Piutang usaha [baris komponen]</u> | |
| | | <u>Piutang usaha, kotor</u> | | | | <u>Piutang usaha, kotor</u> | |
| Telah jatuh tempo | 1 - 30 hari | | 1 - 30 days Overdue | Telah jatuh tempo | 1 - 30 hari | | 1 - 30 days Overdue |
| | 1 - 60 hari | | 1 - 60 days | | 1 - 60 hari | | 1 - 60 days |
| | 1 - 90 hari | | 1 - 90 days | | 1 - 90 hari | | 1 - 90 days |
| | 1 - 180 hari | | 1 - 180 days | | 1 - 180 hari | | 1 - 180 days |
| | 1 - 360 hari | 50,886,228,011 | 1 - 360 days | | 1 - 360 hari | 112,175,545,994 | 1 - 360 days |
| | 31 - 60 hari | | 31 - 60 days | | 31 - 60 hari | | 31 - 60 days |
| | 61 - 90 hari | | 61 - 90 days | | 61 - 90 hari | | 61 - 90 days |
| | 61 - 120 hari | | 61 - 120 days | | 61 - 120 hari | | 61 - 120 days |
| | 91 - 120 hari | | 91 - 120 days | | 91 - 120 hari | | 91 - 120 days |
| | 91 - 180 hari | | 91 - 180 days | | 91 - 180 hari | | 91 - 180 days |
| | 121 - 150 hari | | 121 - 150 days | | 121 - 150 hari | | 121 - 150 days |
| | 121 - 180 hari | | 121 - 180 days | | 121 - 180 hari | | 121 - 180 days |
| | 151 - 180 hari | | 151 - 180 days | | 151 - 180 hari | | 151 - 180 days |
| | 181 - 270 hari | | 181 - 270 days | | 181 - 270 hari | | 181 - 270 days |
| | 181 - 360 hari | | 181 - 360 days | | 181 - 360 hari | | 181 - 360 days |
| | 271 - 360 hari | | 271 - 360 days | | 271 - 360 hari | | 271 - 360 days |
| | 361 - 540 hari | | 361 - 540 days | | 361 - 540 hari | | 361 - 540 days |
| | 361 - 720 hari | 127,902,453,327 | 361 - 720 days | | 361 - 720 hari | 29,671,087,229 | 361 - 720 days |

| | | |
|---------------------|-------------------|--------------------|
| 541 - 720 hari | | 541 - 720 days |
| 721 - 1.080 hari | 400,616,978,603 | 721 - 1.080 days |
| Lebih dari 30 hari | | More than 30 days |
| Lebih dari 60 hari | | More than 60 days |
| Lebih dari 90 hari | | More than 90 days |
| Lebih dari 120 hari | | More than 120 days |
| Lebih dari 150 hari | | More than 150 days |
| Lebih dari 180 hari | | More than 180 days |
| Lebih dari 270 hari | | More than 270 days |
| Lebih dari 360 hari | | More than 360 days |
| Lebih dari 540 hari | | More than 540 days |
| Lebih dari 720 hari | 1,240,837,927,740 | More than 720 days |
| Umur | 1,820,243,587,681 | Aging |

| | | |
|---------------------|-------------------|--------------------|
| 541 - 720 hari | | 541 - 720 days |
| 721 - 1.080 hari | 675,911,699,653 | 721 - 1.080 days |
| Lebih dari 30 hari | | More than 30 days |
| Lebih dari 60 hari | | More than 60 days |
| Lebih dari 90 hari | | More than 90 days |
| Lebih dari 120 hari | | More than 120 days |
| Lebih dari 150 hari | | More than 150 days |
| Lebih dari 180 hari | | More than 180 days |
| Lebih dari 270 hari | | More than 270 days |
| Lebih dari 360 hari | | More than 360 days |
| Lebih dari 540 hari | | More than 540 days |
| Lebih dari 720 hari | 958,980,831,784 | More than 720 days |
| Umur | 1,776,739,164,660 | Aging |

30 June 2024

Piutang usaha berdasarkan umur

Trade receivables by aging

| | | <u>Piutang usaha [baris komponen]</u> | | | | |
|-------------|------|---------------------------------------|---|----------------------|-------|------------|
| | | <u>Piutang usaha, kotor</u> | <u>Penyisihan penurunan nilai piutang usaha</u> | <u>Piutang usaha</u> | Aging | Due status |
| Jatuh tempo | Umur | 4,081,153,415,990 | 2,223,254,253,245 | 1,857,899,162,745 | | |

Piutang usaha berdasarkan umur

Trade receivables by aging

| | | <u>Piutang usaha [baris komponen]</u> | | | | |
|-------------|------|---------------------------------------|---|----------------------|-------|------------|
| | | <u>Piutang usaha, kotor</u> | <u>Penyisihan penurunan nilai piutang usaha</u> | <u>Piutang usaha</u> | Aging | Due status |
| Jatuh tempo | Umur | 3,846,418,376,711 | 2,196,094,796,101 | 1,650,323,580,610 | | |

[3620300_BD] Notes to the financial statements - Trade receivables, by list of counterparty (breakdown) - Infrastructure Industry

Rincian piutang usaha berdasarkan rincian pihak

Trade receivables by list of counterparty

| | | Piutang usaha [baris komponen] | | | |
|----------------|---------------|--|----------------------|---------------|-----------------------|
| | | Nama pihak, piutang usaha | Piutang usaha, kotor | | |
| Pihak ketiga | Pihak 1 | Kementerian Pekerjaan Umum dan Perumahan Rakyat/ | 350,831,732,816 | Third party | Rank 1, counterparty |
| | Pihak 2 | PT Broadbiz Asia | 106,596,781,459 | | Rank 2, counterparty |
| | Pihak 3 | PT Trikarya Graha Utama | 100,650,939,502 | | Rank 3, counterparty |
| | Pihak 4 | PT Bangun Investa Graha | 93,137,768,963 | | Rank 4, counterparty |
| | Pihak 5 | Pemerintah Daerah/ District Governments | 73,203,496,397 | | Rank 5, counterparty |
| | Pihak 6 | Bin Ladin Contractor Group LLC | 48,511,061,259 | | Rank 6, counterparty |
| | Pihak 7 | PT Royal Abadi Dentalindo | 28,145,813,824 | | Rank 7, counterparty |
| | Pihak 8 | The Special Administrative Region of Oenueno - Timor Leste | 21,098,152,608 | | Rank 8, counterparty |
| | Pihak 9 | Crown Prince Court | 3,916,436,225 | | Rank 9, counterparty |
| | Pihak 10 | | | | Rank 10, counterparty |
| | Pihak lainnya | | 940,461,887,788 | | Others, counterparty |
| | Rincian pihak | | 1,766,554,070,841 | | List of counterparty |
| Pihak berelasi | Pihak 1 | PT Kresna Kusuma Dyandra Marga | 394,003,349,715 | Related party | Rank 1, counterparty |
| | Pihak 2 | PT Hutama Karya (Persero) | 358,766,136,453 | | Rank 2, counterparty |
| | Pihak 3 | PT Cimanggis Cibitung Tollways | 315,089,312,608 | | Rank 3, counterparty |
| | Pihak 4 | PT Citra Karya Jabar Tol | 187,272,727,273 | | Rank 4, counterparty |
| | Pihak 5 | PT Kertas Leces (Persero) | 68,612,544,049 | | Rank 5, counterparty |
| | Pihak 6 | PT Istaka Karya (Persero) | 28,506,203,880 | | Rank 6, counterparty |
| | Pihak 7 | PT Dok dan Perkapalan Kodja Bahari (Persero) | 26,260,305,600 | | Rank 7, counterparty |
| | Pihak 8 | PT Patra Jasa | 3,558,452,467 | | Rank 8, counterparty |
| | Pihak 9 | | | | Rank 9, counterparty |
| | Pihak 10 | | | | Rank 10, counterparty |
| | Pihak lainnya | | 932,530,313,104 | | Others, counterparty |
| | Rincian pihak | | 2,314,599,345,149 | | List of counterparty |

Rincian piutang usaha berdasarkan rincian pihak

Trade receivables by list of counterparty

| | | Piutang usaha [baris komponen] | | | |
|----------------|---------------|---|----------------------|---------------|-----------------------|
| | | Nama pihak, piutang usaha | Piutang usaha, kotor | | |
| Pihak ketiga | Pihak 1 | PT Semutama Langgeng | 435,000,000,000 | Third party | Rank 1, counterparty |
| | Pihak 2 | Kementerian Pekerjaan Umum dan Perumahan Rakyat | 207,005,934,100 | | Rank 2, counterparty |
| | Pihak 3 | PT Broadbiz Asia | 106,596,781,459 | | Rank 3, counterparty |
| | Pihak 4 | PT Trikarya Graha Utama | 100,650,939,502 | | Rank 4, counterparty |
| | Pihak 5 | PT Bangun Investa Graha | 93,137,768,963 | | Rank 5, counterparty |
| | Pihak 6 | Pemerintah Daerah | 59,494,742,776 | | Rank 6, counterparty |
| | Pihak 7 | Bin Ladin Contractor Group LLC | 53,000,910,398 | | Rank 7, counterparty |
| | Pihak 8 | Pelanggan dari Solterra | 32,465,345,534 | | Rank 8, counterparty |
| | Pihak 9 | Kementerian Agama | 29,029,572,215 | | Rank 9, counterparty |
| | Pihak 10 | PT Royal Abadi Dentalindo | 28,286,313,824 | | Rank 10, counterparty |
| | Pihak lainnya | | 505,069,485,228 | | Others, counterparty |
| | Rincian pihak | | 1,649,737,793,999 | | List of counterparty |
| Pihak berelasi | Pihak 1 | PT Kresna Kusuma Dyandra Marga | 769,782,620,207 | Related party | Rank 1, counterparty |
| | Pihak 2 | PT Hutama Karya (Persero) | 377,897,836,218 | | Rank 2, counterparty |
| | Pihak 3 | PT Cimanggis Cibitung Tollways | 352,428,625,713 | | Rank 3, counterparty |
| | Pihak 4 | PT Citra Karya Jabar Tol | 187,272,727,273 | | Rank 4, counterparty |
| | Pihak 5 | PT Hakaaston | 75,088,280,446 | | Rank 5, counterparty |
| | Pihak 6 | PT Kertas Leces (Persero) | 68,612,544,049 | | Rank 6, counterparty |
| | Pihak 7 | PT Bukit Asam (Persero) Tbk | 40,141,278,791 | | Rank 7, counterparty |
| | Pihak 8 | PT Cibitung Tanjung priok Port Tollways | 39,231,943,004 | | Rank 8, counterparty |
| | Pihak 9 | PT Istaka Karya (Persero) | 28,506,203,880 | | Rank 9, counterparty |
| | Pihak 10 | PT Dok dan Perkapalan Kodja Bahari (Persero) | 26,260,305,600 | | Rank 10, counterparty |
| | Pihak lainnya | | 231,458,217,531 | | Others, counterparty |
| | Rincian pihak | | 2,196,680,582,712 | | List of counterparty |

Rincian piutang usaha berdasarkan rincian pihak

Trade receivables by list of counterparty

| | | Piutang usaha [baris komponen] | | |
|--------------|---------------|--------------------------------|--|-----------------|
| | | Piutang usaha, kotor | Penyisihan penurunan nilai piutang usaha | Piutang usaha |
| Pihak ketiga | Rincian pihak | 1,766,554,070,841 | (1,172,381,695,442) | 594,172,375,399 |

Rincian piutang usaha berdasarkan rincian pihak

Trade receivables by list of counterparty

| | | Piutang usaha [baris komponen] | | |
|--------------|---------------|--------------------------------|--|-----------------|
| | | Piutang usaha, kotor | Penyisihan penurunan nilai piutang usaha | Piutang usaha |
| Pihak ketiga | Rincian pihak | 1,649,737,793,999 | (1,128,146,002,025) | 521,591,791,974 |

Rincian piutang usaha berdasarkan rincian pihak

Trade receivables by list of counterparty

| | | Piutang usaha [baris komponen] | | |
|----------------|---------------|--------------------------------|--|-------------------|
| | | Piutang usaha, kotor | Penyisihan penurunan nilai piutang usaha | Piutang usaha |
| Pihak berelasi | Rincian pihak | 2,314,599,345,149 | (1,050,872,557,803) | 1,263,726,787,346 |

Rincian piutang usaha berdasarkan rincian pihak

Trade receivables by list of counterparty

| | | Piutang usaha [baris komponen] | | |
|----------------|---------------|--------------------------------|--|-------------------|
| | | Piutang usaha, kotor | Penyisihan penurunan nilai piutang usaha | Piutang usaha |
| Pihak berelasi | Rincian pihak | 2,196,680,582,712 | (1,067,948,794,076) | 1,128,731,788,636 |

[3620400_BD] Notes to the financial statements - Trade receivables, by domestic or international (breakdown) - Infrastructure Industry

30 June 2024

| Piutang usaha berdasarkan domestik atau internasional | | Trade receivables by domestic or international | | Piutang usaha berdasarkan domestik atau internasional | | Trade receivables by domestic or international | |
|--|--|--|--|--|--|--|--|
| | | <u>Piutang usaha, kotor</u> | | | | <u>Piutang usaha, kotor</u> | |
| | | <u>Trade receivables, gross</u> | | | | <u>Trade receivables, gross</u> | |
| Domestik | | 4,009,339,131,033 | Domestic | Domestik | | 3,770,114,242,615 | Domestic |
| International | | 71,814,284,957 | International | International | | 76,304,134,096 | International |
| Jumlah piutang usaha berdasarkan domestik atau internasional | | 4,081,153,415,990 | Total trade receivables by domestic or international | Jumlah piutang usaha berdasarkan domestik atau internasional | | 3,846,418,376,711 | Total trade receivables by domestic or international |

30 June 2024

| Piutang usaha berdasarkan domestik atau internasional | | Trade receivables by domestic or international | | | Piutang usaha berdasarkan domestik atau internasional | | Trade receivables by domestic or international | | | |
|--|--|--|--|--------------------------|---|--|--|--|--------------------------|--|
| | | <u>Piutang usaha, kotor</u> | <u>Penyisihan penurunan nilai piutang usaha</u> | <u>Piutang usaha</u> | | | <u>Piutang usaha, kotor</u> | <u>Penyisihan penurunan nilai piutang usaha</u> | <u>Piutang usaha</u> | |
| | | <u>Trade receivables, gross</u> | <u>Allowance for impairment of trade receivables</u> | <u>Trade receivables</u> | | | <u>Trade receivables, gross</u> | <u>Allowance for impairment of trade receivables</u> | <u>Trade receivables</u> | |
| Jumlah piutang usaha berdasarkan domestik atau internasional | | 4,081,153,415,990 | (2,223,254,253,245) | 1,857,899,162,745 | Total trade receivables by domestic or international | Jumlah piutang usaha berdasarkan domestik atau internasional | 3,846,418,376,711 | (2,196,094,796,101) | 1,650,323,580,610 | Total trade receivables by domestic or international |

[3620500] Notes to the financial statements - Trade receivable, movement of allowance for impairment of Trade receivables - Infrastructure Industry

Pergerakan penurunan nilai piutang usaha

Movement of allowance for impairment of trade receivables

| | <u>30 June 2024</u> | <u>31 December 2023</u> | |
|--|---------------------|-------------------------|--|
| Pergerakan penurunan nilai piutang usaha | | | Movement of allowance for impairment of trade receivables |
| Penyisihan penurunan nilai piutang usaha, awal periode | 2,196,094,796,101 | 2,229,383,400,362 | Allowance for impairment of trade receivables, beginning period |
| Penambahan penyisihan penurunan nilai piutang usaha | 78,759,245,161 | 259,530,805,186 | Addition of allowance for impairment of trade receivables |
| Pengurangan mutasi penurunan nilai piutang usaha | (51,599,788,017) | (292,819,409,447) | Reduction of movement of allowance for impairment of trade receivables |
| Dihapusbukukannya cadangan penurunan nilai piutang usaha | | | Written off of movement of allowance for impairment of trade receivables |
| Penyisihan penurunan nilai piutang usaha, akhir periode | 2,223,254,253,245 | 2,196,094,796,101 | Allowance for impairment of trade receivables, ending period |

[3630000] Notes to the financial statements - Inventories - Infrastructure Industry

Catatan atas persediaan

| | 30 June 2024 | 31 December 2023 | |
|---|--------------------|--------------------|--|
| Catatan atas persediaan | | | Notes for inventories |
| Aset real estat | | | Real estat assets |
| Rincian aset real estat | | | Detailed real estat assets |
| Tanah | 795,739,844 | 795,739,844 | Land |
| Bangunan dalam konstruksi | 3,608,740,827,330 | 3,605,066,566,983 | Building under construction |
| Bangunan siap jual | | | Building available for sale |
| Aset real estat lainnya | | | Other real estate assets |
| Aset real estat kotor | 3,609,536,567,174 | 3,605,862,306,827 | Real estate assets, gross |
| Cadangan penurunan nilai aset real estat | | | Allowance for impairment of real estate assets |
| Aset real estat | 3,609,536,567,174 | 3,605,862,306,827 | Real estate assets |
| Aset real estat lancar | 3,609,536,567,174 | 3,605,862,306,827 | Current real estate assets |
| Aset real estat tidak lancar | | | Non-current real estate assets |
| Persediaan | | | Inventories |
| Rincian persediaan | | | Detailed inventories |
| Barang jadi | 253,991,136,604 | 241,939,032,886 | Finished goods |
| Barang dalam proses | | | Work in process |
| Bahan baku dan bahan pembantu | 376,027,349,457 | 428,733,309,723 | Raw and indirect material |
| Suku cadang | | | Spareparts |
| Perlengkapan | | | Supplies |
| Barang dagang | | | Merchandise inventory |
| Batubara | | | Coal |
| Barang dalam perjalanan | | | Inventories in transit |
| Perangkat transmisi dan komunikasi | | | Communication and transmission infrastructure |
| Perangkat optical network terminal, access point, set top box | | | Optical network terminal, access point, set top box infrastructure |
| Sarana penunjang menara | | | Supporting facilities tower |
| Lainnya | | | Other inventories |
| Persediaan, kotor | 630,018,486,061 | 670,672,342,609 | Inventories, gross |
| Cadangan penurunan nilai persediaan | (77,921,000,955) | (84,070,121,299) | Allowance for impairment of inventories |
| Persediaan | 552,097,485,106 | 586,602,221,310 | Inventories |
| Persediaan lancar | 552,097,485,106 | 586,602,221,310 | Current inventories |
| Persediaan tidak lancar lainnya | | | Non-current inventories |

Notes for inventories

Cadangan penurunan nilai persediaan

| | <u>30 June 2024</u> | <u>31 December 2023</u> |
|---|---------------------|-------------------------|
| Cadangan penurunan nilai persediaan | | |
| Mutasi cadangan penurunan nilai persediaan | | |
| Saldo awal Penyisihan Penurunan Nilai Persediaan | 84,070,121,299 | 49,737,760,986 |
| Kenaikan/(penurunan) cadangan penurunan nilai persediaan | (6,149,120,344) | 34,332,360,313 |
| Saldo akhir Penyisihan Penurunan Nilai Persediaan | 77,921,000,955 | 84,070,121,299 |
| Mutasi penyisihan penurunan nilai persediaan | | |
| Saldo Awal Penyisihan Penurunan Nilai Persediaan Hewan Ternak | | |
| Kenaikan (penurunan) penyisihan penurunan nilai persediaan hewan ternak | | |
| Saldo Akhir Penyisihan Penurunan Nilai Persediaan Hewan Ternak | | |
| Mutasi penyisihan penurunan nilai aset real estat | | |
| Saldo awal Penyisihan Penurunan Nilai Aset Real Estat | | |
| Kenaikan (penurunan) penyisihan penurunan nilai aset real estat | | |
| Saldo akhir Penyisihan Penurunan Nilai Aset Real Estat | | |

Allowance for impairment of inventories

| |
|---|
| Allowance for impairment of inventories |
| Movement of allowance for impairment of inventories |
| Allowance for Impairment of Inventories, beginning balance |
| Increase/(decrease) for allowance for impairment of inventories |
| Allowance for Impairment of Inventories, ending balance |
| Movement of allowance for impairment of livestock inventories |
| Allowance for Impairment of Live Stock Inventory, beginning balance |
| Increase (decrease) of allowance for impairment of live stock inventory |
| Allowance for Impairment of Live Stock Inventory, ending balance |
| Movement of allowance for impairment of real estate assets |
| Allowance for Impairment of Real Estate Assets, beginning balance |
| Increase (decrease) of allowance for impairment of real estate assets |
| Allowance for Impairment of Real Estate Assets, ending balance |

[3632000] Disclosure of Notes to the financial statements - Inventories - Infrastructure Industry

Pengungkapan

Disclosure

| | 30 June 2024 | Disclosure |
|--|--------------|-------------------------------------|
| Pengungkapan Pengungkapan catatan atas persediaan | | Disclosure of notes for inventories |

[3634000a] Notes to the financial statements - Bonds Payable - Infrastructure Industry

30 June 2024

Catatan untuk utang obligasi

| Nama obligasi | | Mata uang | Utang obligasi, nilai dalam mata uang asing | Jumlah obligasi, kotor | Jatuh tempo obligasi | Bunga | Jenis bunga |
|------------------|--|-----------|---|----------------------------|-----------------------------------|---------------|--------------------|
| Bond name | | Currency | Bonds payable, amount in foreign currency | Total bonds payable, gross | Due date for bonds payable | Interest rate | Interest rate type |
| Nama obligasi 1 | Berkelanjutan III Tahap II Seri B / Shelf III Phase II Tranche B | IDR | | 2,276,500,000,000 | 15 Oktober/ October 15, 2023 | 0,0825 | Fixed |
| Nama obligasi 2 | Berkelanjutan III Tahap III Seri B / Shelf III Phase III Tranche B | IDR | | 941,750,000,000 | 28 September/ September 28, 2023 | 0,0975 | Fixed |
| Nama obligasi 3 | Berkelanjutan III Tahap IV Seri B / Shelf III Phase IV Tranche B | IDR | | 1,361,750,000,000 | 16 Mei/ May 16, 2024 | 0,0975 | Fixed |
| Nama obligasi 4 | Berkelanjutan IV Tahap I/Shelf IV Phase I | IDR | | 135,500,000,000 | 6 Agustus/ August 6, 2023 | 0,1075 | Fixed |
| Nama obligasi 5 | Obligasi III Seri A / Bond III Tranche A | IDR | | 722,000,000,000 | 24 September/ September 24, 2026 | 0,061 | Fixed |
| Nama obligasi 6 | Obligasi III Seri B / Bond III Tranche B | IDR | | 1,051,000,000,000 | 24 September/ September 24, 2028 | 0,068 | Fixed |
| Nama obligasi 7 | Obligasi IV Seri A / Bond IV Tranche A | IDR | | 658,000,000,000 | 12 Mei/ May 12, 2027 | 0,0665 | Fixed |
| Nama obligasi 8 | Obligasi IV Seri B / Bond IV Tanche B | IDR | | 1,469,300,000,000 | 12 Mei/ May 12, 2029 | 0,0755 | Fixed |
| Nama obligasi 9 | Berkelanjutan I Tahap I / Shelf I Phase I Tranche | IDR | | 58,919,686,557 | 5 Juli 2022/ July 5, 2022 | 0,02 | Fixed |
| Nama obligasi 10 | Berkelanjutan I Tahap II / Shelf I Phase II Tranche | IDR | | 179,374,182,253 | 30 Oktober 2022/ October 30, 2022 | 0,02 | Fixed |
| Obligasi lainnya | | | | | | | Other bonds |
| Nama obligasi | | | | 8,854,093,868,810 | | | Bond name |

Notes for bonds payable

Catatan untuk utang obligasi

| Nama obligasi | | Mata uang | Utang obligasi, nilai dalam mata uang asing | Jumlah obligasi, kotor | Jatuh tempo obligasi | Bunga | Jenis bunga |
|------------------|--|-----------|---|----------------------------|-----------------------------------|---------------|--------------------|
| Bond name | | Currency | Bonds payable, amount in foreign currency | Total bonds payable, gross | Due date for bonds payable | Interest rate | Interest rate type |
| Nama obligasi 1 | Berkelanjutan III Tahap II Seri B / Shelf III Phase II Tranche B | IDR | | 2,276,500,000,000 | 15 Oktober/ October 15, 2023 | 0,0825 | Fixed |
| Nama obligasi 2 | Berkelanjutan III Tahap III Seri B / Shelf III Phase III Tranche B | IDR | | 941,750,000,000 | 28 September/ September 28, 2023 | 0,0975 | Fixed |
| Nama obligasi 3 | Berkelanjutan III Tahap IV Seri B / Shelf III Phase IV Tranche B | IDR | | 1,361,750,000,000 | 16 Mei/ May 16, 2024 | 0,0975 | Fixed |
| Nama obligasi 4 | Berkelanjutan IV Tahap I/Shelf IV Phase I | IDR | | 135,500,000,000 | 6 Agustus/ August 6, 2023 | 0,1075 | Fixed |
| Nama obligasi 5 | Obligasi III Seri A / Bond III Tranche A | IDR | | 722,000,000,000 | 24 September/ September 24, 2026 | 0,061 | Fixed |
| Nama obligasi 6 | Obligasi III Seri B / Bond III Tranche B | IDR | | 1,051,000,000,000 | 24 September/ September 24, 2028 | 0,068 | Fixed |
| Nama obligasi 7 | Obligasi IV Seri A / Bond IV Tranche A | IDR | | 658,000,000,000 | 12 Mei/ May 12, 2027 | 0,0665 | Fixed |
| Nama obligasi 8 | Obligasi IV Seri B / Bond IV Tanche B | IDR | | 1,469,300,000,000 | 12 Mei/ May 12, 2029 | 0,0755 | Fixed |
| Nama obligasi 9 | Berkelanjutan I Tahap I / Shelf I Phase I Tranche | IDR | | 56,613,499,483 | 5 Juli 2022/ July 5, 2022 | 0,02 | Fixed |
| Nama obligasi 10 | Berkelanjutan I Tahap II / Shelf I Phase II Tranche | IDR | | 172,353,261,999 | 30 Oktober 2022/ October 30, 2022 | 0,02 | Fixed |
| Obligasi lainnya | | | | | | | Other bonds |
| Nama obligasi | | | | 8,844,766,761,482 | | | Bond name |

Notes for bonds payable

Catatan untuk utang obligasi

| | | |
|---|--|--|
| Catatan untuk utang obligasi | | |
| Jumlah obligasi, kotor | | |
| Biaya penerbitan obligasi yang belum diamortisasi | | |
| Jumlah utang obligasi, bersih | | |
| Liabilitas jangka panjang yang jatuh tempo dalam satu tahun atas utang obligasi | | |
| Liabilitas jangka panjang atas utang obligasi | | |

Notes for bonds payable

| | 30 June 2024 | 31 December 2023 | |
|--|--------------------|--------------------|-------------------------------------|
| | | | Notes for bonds payable |
| | 8,854,093,868,810 | 8,844,766,761,482 | Total bonds payable, gross |
| | (14,858,885,008) | (16,141,828,351) | Unamortized bond issuance cost |
| | 8,839,234,983,802 | 8,828,624,933,131 | Total bonds payable, net |
| | 1,361,750,000,000 | 4,715,500,000,000 | Current maturities of bonds payable |
| | 7,477,484,983,802 | 4,113,124,933,131 | Long-term bonds payable |

[3640100] Notes to the financial statements - Trade Payable, by currency - Infrastructure Industry

**Utang usaha
berdasarkan mata uang**

Trade payables by currency

| | | <u>Utang usaha [baris komponen]</u> | | | |
|-------------------|-------------------|-------------------------------------|-----------------|-------------|-----|
| | | <u>Utang usaha</u> | | | |
| Pihak ketiga | IDR | 5,547,516,187,714 | IDR | Third party | |
| | AUD | | AUD | | |
| | CAD | | CAD | | |
| | CNY | | CNY | | |
| | EUR | | EUR | | |
| | HKD | | HKD | | |
| | GBP | | GBP | | |
| | JPY | | JPY | | |
| | SGD | | SGD | | |
| | THB | | THB | | |
| | USD | | USD | | |
| | Mata uang lainnya | | Other currency | | |
| | Mata uang | 5,547,516,187,714 | Currency | | |
| | Pihak berelasi | IDR | 428,524,889,854 | | IDR |
| AUD | | | AUD | | |
| CAD | | | CAD | | |
| CNY | | | CNY | | |
| EUR | | | EUR | | |
| HKD | | | HKD | | |
| GBP | | | GBP | | |
| JPY | | | JPY | | |
| SGD | | | SGD | | |
| THB | | | THB | | |
| USD | | | USD | | |
| Mata uang lainnya | | | Other currency | | |
| Mata uang | | 428,524,889,854 | Currency | | |

**Utang usaha
berdasarkan mata uang**

Trade payables by currency

| | | <u>Utang usaha [baris komponen]</u> | | | |
|-------------------|-------------------|-------------------------------------|-----------------|-------------|-----|
| | | <u>Utang usaha</u> | | | |
| Pihak ketiga | IDR | 5,151,252,312,978 | IDR | Third party | |
| | AUD | | AUD | | |
| | CAD | | CAD | | |
| | CNY | | CNY | | |
| | EUR | | EUR | | |
| | HKD | | HKD | | |
| | GBP | | GBP | | |
| | JPY | | JPY | | |
| | SGD | | SGD | | |
| | THB | | THB | | |
| | USD | 81,443,478,797 | USD | | |
| | Mata uang lainnya | | Other currency | | |
| | Mata uang | 5,232,695,791,775 | Currency | | |
| | Pihak berelasi | IDR | 428,524,889,854 | | IDR |
| AUD | | | AUD | | |
| CAD | | | CAD | | |
| CNY | | | CNY | | |
| EUR | | | EUR | | |
| HKD | | | HKD | | |
| GBP | | | GBP | | |
| JPY | | | JPY | | |
| SGD | | | SGD | | |
| THB | | | THB | | |
| USD | | | USD | | |
| Mata uang lainnya | | | Other currency | | |
| Mata uang | | 428,524,889,854 | Currency | | |

[3640200_BD] Notes to the financial statements - Trade Payable, by aging (breakdown) - Infrastructure Industry

30 June 2024

Utang usaha berdasarkan umur

Trade payables by aging

Utang usaha berdasarkan umur

Trade payables by aging

| | | <u>Utang usaha [baris komponen]</u> <u>Utang usaha</u> | | | | <u>Utang usaha [baris komponen]</u> <u>Utang usaha</u> | | |
|-------------------|---------------------|---|--------------------|---------|-------------------|---|-----------------|--------------------|
| Telah jatuh tempo | 1 - 30 hari | | 1 - 30 days | Overdue | Telah jatuh tempo | 1 - 30 hari | 1 - 30 days | Overdue |
| | 1 - 60 hari | | 1 - 60 days | | | 1 - 60 hari | 1 - 60 days | |
| | 1 - 90 hari | 430,372,020,792 | 1 - 90 days | | | 1 - 90 hari | 430,372,020,792 | 1 - 90 days |
| | 1 - 180 hari | | 1 - 180 days | | | 1 - 180 hari | | 1 - 180 days |
| | 1 - 360 hari | | 1 - 360 days | | | 1 - 360 hari | | 1 - 360 days |
| | 31 - 60 hari | | 31 - 60 days | | | 31 - 60 hari | | 31 - 60 days |
| | 61 - 90 hari | | 61 - 90 days | | | 61 - 90 hari | | 61 - 90 days |
| | 61 - 120 hari | | 61 - 120 days | | | 61 - 120 hari | | 61 - 120 days |
| | 91 - 120 hari | | 91 - 120 days | | | 91 - 120 hari | | 91 - 120 days |
| | 91 - 180 hari | 647,980,920,124 | 91 - 180 days | | | 91 - 180 hari | 647,980,920,124 | 91 - 180 days |
| | 121 - 150 hari | | 121 - 150 days | | | 121 - 150 hari | | 121 - 150 days |
| | 121 - 180 hari | | 121 - 180 days | | | 121 - 180 hari | | 121 - 180 days |
| | 151 - 180 hari | | 151 - 180 days | | | 151 - 180 hari | | 151 - 180 days |
| | 181 - 270 hari | | 181 - 270 days | | | 181 - 270 hari | | 181 - 270 days |
| | 181 - 360 hari | 799,105,379,909 | 181 - 360 days | | | 181 - 360 hari | 799,105,379,909 | 181 - 360 days |
| | 271 - 360 hari | | 271 - 360 days | | | 271 - 360 hari | | 271 - 360 days |
| | 361 - 540 hari | | 361 - 540 days | | | 361 - 540 hari | | 361 - 540 days |
| | 361 - 720 hari | | 361 - 720 days | | | 361 - 720 hari | | 361 - 720 days |
| | 541 - 720 hari | | 541 - 720 days | | | 541 - 720 hari | | 541 - 720 days |
| | 721 - 1.080 hari | | 721 - 1.080 days | | | 721 - 1.080 hari | | 721 - 1.080 days |
| | Lebih dari 30 hari | | More than 30 days | | | Lebih dari 30 hari | | More than 30 days |
| | Lebih dari 60 hari | | More than 60 days | | | Lebih dari 60 hari | | More than 60 days |
| | Lebih dari 90 hari | | More than 90 days | | | Lebih dari 90 hari | | More than 90 days |
| | Lebih dari 120 hari | | More than 120 days | | | Lebih dari 120 hari | | More than 120 days |
| | Lebih dari 150 hari | | More than 150 days | | | Lebih dari 150 hari | | More than 150 days |

| | | |
|---------------------|-------------------|--------------------|
| Lebih dari 180 hari | | More than 180 days |
| Lebih dari 270 hari | | More than 270 days |
| Lebih dari 360 hari | 1,679,286,479,958 | More than 360 days |
| Lebih dari 540 hari | | More than 540 days |
| Lebih dari 720 hari | | More than 720 days |
| Umur | 3,556,744,800,783 | Aging |

| | | |
|---------------------|-------------------|--------------------|
| Lebih dari 180 hari | | More than 180 days |
| Lebih dari 270 hari | | More than 270 days |
| Lebih dari 360 hari | 1,679,286,479,958 | More than 360 days |
| Lebih dari 540 hari | | More than 540 days |
| Lebih dari 720 hari | | More than 720 days |
| Umur | 3,556,744,800,783 | Aging |

30 June 2024

Utang usaha berdasarkan umur

Trade payables by aging

| | | <u>Utang usaha [baris komponen]</u> | |
|-------------------|------|-------------------------------------|-------------------|
| | | <u>Utang usaha</u> | |
| Belum jatuh tempo | Umur | 2,283,295,703,252 | Aging Not yet due |

Utang usaha berdasarkan umur

Trade payables by aging

| | | <u>Utang usaha [baris komponen]</u> | |
|-------------------|------|-------------------------------------|-------------------|
| | | <u>Utang usaha</u> | |
| Belum jatuh tempo | Umur | 1,983,599,192,922 | Aging Not yet due |

30 June 2024

Utang usaha berdasarkan umur

Trade payables by aging

| | | <u>Utang usaha [baris komponen]</u> | |
|-------------|------|-------------------------------------|------------------|
| | | <u>Utang usaha</u> | |
| Jatuh tempo | Umur | 5,840,040,504,035 | Aging Due status |

Utang usaha berdasarkan umur

Trade payables by aging

| | | <u>Utang usaha [baris komponen]</u> | |
|-------------|------|-------------------------------------|------------------|
| | | <u>Utang usaha</u> | |
| Jatuh tempo | Umur | 5,540,343,993,705 | Aging Due status |

[3640300] Notes to the financial statements - Trade Payable, by list of counterparty - Infrastructure Industry

Rincian utang usaha berdasarkan rincian pihak

Trade payables by list of counterparty

Rincian utang usaha berdasarkan rincian pihak

Trade payables by list of counterparty

| Utang usaha [baris komponen] | | | | | Utang usaha [baris komponen] | | | | |
|------------------------------|---------------------------------|-------------------|---------------|-----------------------|------------------------------|---------------------------------|-------------------|---------------|-----------------------|
| | Nama pihak, utang usaha | Utang usaha | | | | Nama pihak, utang usaha | Utang usaha | | |
| Pihak ketiga Pihak 1 | PT Intiniaga Sukses Abadi | 152,246,756,388 | Third party | Rank 1, counterparty | Pihak ketiga Pihak 1 | PT Intiniaga Sukses Abadi | 152,246,756,388 | Third party | Rank 1, counterparty |
| Pihak 2 | PT The Master Steel Manufactory | 111,235,181,323 | | Rank 2, counterparty | Pihak 2 | PT The Master Steel Manufactory | 111,235,181,323 | | Rank 2, counterparty |
| Pihak 3 | PT Sinar Indahjaya Kencana | 91,798,025,669 | | Rank 3, counterparty | Pihak 3 | PT Sinar Indahjaya Kencana | 91,798,025,669 | | Rank 3, counterparty |
| Pihak 4 | PT Jaya Makmur Eka Lestari | 86,919,565,402 | | Rank 4, counterparty | Pihak 4 | PT Jaya Makmur Eka Lestari | 86,919,565,402 | | Rank 4, counterparty |
| Pihak 5 | PT Hanil Jaya Steel | 62,523,984,735 | | Rank 5, counterparty | Pihak 5 | PT Hanil Jaya Steel | 62,523,984,735 | | Rank 5, counterparty |
| Pihak 6 | PT Bina Mitra Indosejahtera | 62,254,435,302 | | Rank 6, counterparty | Pihak 6 | PT Bina Mitra Indosejahtera | 62,254,435,302 | | Rank 6, counterparty |
| Pihak 7 | PT Jui Shin Indonesia | 58,429,553,144 | | Rank 7, counterparty | Pihak 7 | PT Jui Shin Indonesia | 58,429,553,144 | | Rank 7, counterparty |
| Pihak 8 | PT Roeslina Pondasi Indonesia | 58,130,837,475 | | Rank 8, counterparty | Pihak 8 | PT Roeslina Pondasi Indonesia | 58,130,837,475 | | Rank 8, counterparty |
| Pihak 9 | PT Progresmax | 56,820,806,673 | | Rank 9, counterparty | Pihak 9 | PT Progresmax | 56,820,806,673 | | Rank 9, counterparty |
| Pihak 10 | PT Tiga Sekawan Serasi | 54,208,405,644 | | Rank 10, counterparty | Pihak 10 | PT Tiga Sekawan Serasi | 54,208,405,644 | | Rank 10, counterparty |
| Pihak lainnya | Lain-lain | 4,752,948,635,959 | | Others, counterparty | Pihak lainnya | Lain-lain | 4,438,128,240,020 | | Others, counterparty |
| Rincian pihak | | 5,547,516,187,714 | | List of counterparty | Rincian pihak | | 5,232,695,791,775 | | List of counterparty |
| Pihak berelasi Pihak 1 | PT Len Industri | 94,047,675,221 | Related party | Rank 1, counterparty | Pihak berelasi Pihak 1 | PT Len Industri | 94,047,675,221 | Related party | Rank 1, counterparty |
| Pihak 2 | PT Krakatau Steel | 59,966,770,696 | | Rank 2, counterparty | Pihak 2 | PT Krakatau Steel | 59,966,770,696 | | Rank 2, counterparty |
| Pihak 3 | PT Wijaya Karya Beton | 52,037,554,193 | | Rank 3, counterparty | Pihak 3 | PT Wijaya Karya Beton | 52,037,554,193 | | Rank 3, counterparty |
| Pihak 4 | PT Hakaaston | 38,335,555,184 | | Rank 4, | Pihak 4 | PT Hakaaston | 38,335,555,184 | | Rank 4, |

| | | |
|---------------|------------------------|-----------------|
| Pihak 5 | PT Solusi Bangun Beton | 10,306,517,313 |
| Pihak 6 | | |
| Pihak 7 | | |
| Pihak 8 | | |
| Pihak 9 | | |
| Pihak 10 | | |
| Pihak lainnya | Lain-lain | 173,830,817,247 |
| Rincian pihak | | 428,524,889,854 |

counterparty
Rank 5,
counterparty
Rank 6,
counterparty
Rank 7,
counterparty
Rank 8,
counterparty
Rank 9,
counterparty
Rank 10,
counterparty
Others,
counterparty
List of
counterparty

| | | |
|---------------|------------------------|-----------------|
| Pihak 5 | PT Solusi Bangun Beton | 10,306,517,313 |
| Pihak 6 | | |
| Pihak 7 | | |
| Pihak 8 | | |
| Pihak 9 | | |
| Pihak 10 | | |
| Pihak lainnya | Lain-lain | 173,830,817,247 |
| Rincian pihak | | 428,524,889,854 |

counterparty
Rank 5,
counterparty
Rank 6,
counterparty
Rank 7,
counterparty
Rank 8,
counterparty
Rank 9,
counterparty
Rank 10,
counterparty
Others,
counterparty
List of
counterparty

[3644000a] Notes to the financial statements - Sukuk - Infrastructure Industry

30 June 2024

Catatan untuk sukuk

Notes for sukuk

Catatan untuk sukuk

Notes for sukuk

| Nama sukuk | | Mata uang | Sukuk, nilai dalam mata uang asing | Jumlah sukuk, kotor | Jatuh tempo sukuk | Imbal hasil | Jenis imbal hasil | | | Nama sukuk | | Mata uang | Sukuk, nilai dalam mata uang asing | Jumlah sukuk, kotor | Jatuh tempo sukuk | Imbal hasil | Jenis imbal hasil | | |
|--------------|---|-----------|------------------------------------|---------------------|---------------------------|---------------------|---------------------|--------------|--|--------------|---|-----------|------------------------------------|---------------------|---------------------------|---------------------|---------------------|--------------|--|
| Sukuk name | | Currency | Sukuk, amount in foreign currency | Total sukuk, gross | Due date for sukuk | Profit sharing rate | Profit sharing type | | | Sukuk name | | Currency | Sukuk, amount in foreign currency | Total sukuk, gross | Due date for sukuk | Profit sharing rate | Profit sharing type | | |
| Nama sukuk 1 | Sukuk Mudharabah I Seri A/ Sukuk Mudharabah I Tranche A | IDR | | 383,000,000,000 | 12 Mei/ May 12, 2022 | 6,65% | Fixed | Sukuk name 1 | | Nama sukuk 1 | Sukuk Mudharabah I Seri A/ Sukuk Mudharabah I Tranche A | IDR | | 383,000,000,000 | 12 Mei/ May 12, 2022 | 6,65% | Fixed | Sukuk name 1 | |
| Nama sukuk 2 | Sukuk Mudharabah I Seri B/ Sukuk Mudharabah I Tranche B | IDR | | 765,100,000,000 | 12 Mei 2022/ May 12, 2022 | 0.0755 | Fixed | Sukuk name 2 | | Nama sukuk 2 | Sukuk Mudharabah I Seri B/ Sukuk Mudharabah I Tranche B | IDR | | 765,100,000,000 | 12 Mei 2022/ May 12, 2022 | 0.0755 | Fixed | Sukuk name 2 | |
| Nama sukuk 3 | | | | | | | | Sukuk name 3 | | Nama sukuk 3 | | | | | | | | Sukuk name 3 | |
| Nama sukuk 4 | | | | | | | | Sukuk name 4 | | Nama sukuk 4 | | | | | | | | Sukuk name 4 | |
| Nama sukuk 5 | | | | | | | | Sukuk name 5 | | Nama sukuk 5 | | | | | | | | Sukuk name 5 | |
| Nama sukuk 6 | | | | | | | | Sukuk name 6 | | Nama sukuk 6 | | | | | | | | Sukuk name 6 | |
| Nama sukuk 7 | | | | | | | | Sukuk name 7 | | Nama sukuk 7 | | | | | | | | Sukuk name 7 | |
| Nama sukuk 8 | | | | | | | | Sukuk name 8 | | Nama sukuk 8 | | | | | | | | Sukuk name 8 | |

| | | | | | | | | | | | | | | | | | |
|---------------|--|--|--|-------------------|--|--|------------------|---------------|--|--|--|-------------------|--|--|--|--------------|------------------|
| Nama sukuk 9 | | | | | | | Sukuk name 9 | Nama sukuk 9 | | | | | | | | Sukuk name 9 | |
| Nama sukuk 10 | | | | | | | Sukuk name 10 | Nama sukuk 10 | | | | | | | | | Sukuk name 10 |
| Sukuk lainnya | | | | | | | Other sukuk name | Sukuk lainnya | | | | | | | | | Other sukuk name |
| Nama sukuk | | | | 1,148,100,000,000 | | | Sukuk name | Nama sukuk | | | | 1,148,100,000,000 | | | | | Sukuk name |

Catatan untuk sukuk

Notes for sukuk

| Catatan untuk sukuk | 30 June 2024 | 31 December 2023 | Notes for sukuk |
|--|-------------------|-------------------|---------------------------------|
| Jumlah sukuk, kotor | 1,148,100,000,000 | 1,148,100,000,000 | Total sukuk, gross |
| Biaya penerbitan sukuk yang belum diamortisasi | (2,746,352,292) | (2,918,892,530) | Unamortized sukuk issuance cost |
| Jumlah sukuk, bersih | 1,145,353,647,708 | 1,145,181,107,470 | Total sukuk, net |
| Liabilitas jangka panjang yang jatuh tempo dalam satu tahun atas sukuk | | | Current maturities of sukuk |
| Liabilitas jangka panjang atas sukuk | 1,145,353,647,708 | 1,145,181,107,470 | Long-term sukuk |

[3670000] Notes to the financial statements - Cost of Good Sold - Infrastructure Industry

Beban pokok penjualan

Cost of good sold

| | 30 June 2024 | 30 June 2023 | |
|---------------------------------------|---------------------|---------------------|--|
| Beban pokok penjualan | | | Cost of good sold |
| Persediaan bahan baku awal | (272,346,383,365) | (203,147,938,680) | Beginning raw inventory |
| Pembelian bahan baku | 473,958,803,246 | 173,081,239,335 | Purchased raw inventory |
| Persediaan bahan baku akhir | (356,808,901,046) | (228,937,125,871) | Ending raw inventory |
| Bahan baku yang digunakan | 389,496,285,565 | 147,292,052,144 | Raw inventory used |
| Beban jasa | | | Service Cost |
| Makan dan minuman | | | Food and beverage |
| Material | 1,187,141,375,678 | 1,635,723,112,805 | Material usage |
| Pertambangan | | | Mining cost |
| Royalti kepada pemerintah | | | Royalties to government |
| Pengangkutan dan bongkar muat | | | Freight and handling costs |
| Biaya reklamasi dan penutupan tambang | | | Mine reclamation and closure costs |
| Biaya pelaksanaan proyek | 664,821,865,828 | 924,833,517,374 | Project implementation costs |
| Subkontraktor | 1,007,912,535,643 | 1,353,284,367,134 | Subcontractor |
| Upah, tenaga kerja langsung | 191,071,250,836 | 374,615,360,712 | Wages and direct labor |
| Amortisasi | | | Amortization |
| Depresiasi | | | Depreciation |
| Sewa | | | Rent cost |
| Perbaikan dan pemeliharaan | | | Repairs and maintenance |
| Pemrosesan barang tambang | | | Mining product proces |
| Beban utilitas | | | Utilities expense |
| Beban bahan bakar | | | Fuel expenses |
| Biaya pabrikasi lainnya | | | Other manufacturing overhead |
| Jumlah biaya produksi | 3,440,443,313,550 | 4,435,748,410,169 | Total production cost |
| Barang setengah jadi awal | | | Beginning wip inventory |
| Barang setengah jadi akhir | | | Ending wip inventory |
| Harga pokok produksi | 3,440,443,313,550 | 4,435,748,410,169 | Cost of goods manufactured |
| Barang jadi awal | | | Beginning finish goods inventory |
| Pembelian barang jadi | | | Purchased finish goods inventory |
| Barang jadi akhir | | | Ending finish goods inventory |
| Realti dan properti | 103,374,693,859 | 101,022,324,996 | Realty and property |
| Biaya konstruksi atas proyek konsesi | | | Construction of cost of concession project |
| Biaya overhead lainnya | 57,199,040,773 | 10,347,452,503 | Overhead |

| | | | |
|--------------------------------------|-------------------|-------------------|---------------------------|
| Beban pokok pendapatan lainnya | 275,101,739,748 | 262,970,324,000 | Other cost of goods sold |
| Beban pokok penjualan dan pendapatan | 3,876,118,787,930 | 4,810,088,511,668 | Cost of sales and revenue |

[3671000] Disclosure of Notes to the financial statements - Cost of Goods Sold - Infrastructure Industry

Pengungkapan

Disclosure

30 June 2024

Pengungkapan

Disclosure

Pengungkapan catatan atas beban pokok penjualan

Disclosure of notes for cost of goods sold

[3691000a_BD] Notes to the financial statements - Long-Term Bank Loans (breakdown) - Infrastructure Industry

30 June 2024

Catatan untuk utang bank jangka panjang

Notes for long-term bank loan

Catatan untuk utang bank jangka panjang

Notes for long-term bank loan

| | | <u>Catatan untuk utang bank jangka panjang [baris komponen]</u> | | | | <u>Catatan untuk utang bank jangka panjang [baris komponen]</u> | | | |
|-----------------------|-------------------------------------|---|---------------------------------|-----------------------|-------------------|---|---------------------------------|-----------------------|----------------|
| | | <u>Utang bank, nilai dalam mata uang asing</u> | <u>Jumlah utang bank, kotor</u> | | | <u>Utang bank, nilai dalam mata uang asing</u> | <u>Jumlah utang bank, kotor</u> | | |
| Bank Central Asia Tbk | IDR | | | Bank Central Asia Tbk | IDR | | | Bank Central Asia Tbk | IDR |
| | AUD | | | | AUD | | | | AUD |
| | CAD | | | | CAD | | | | CAD |
| | CNY | | | | CNY | | | | CNY |
| | EUR | | | | EUR | | | | EUR |
| | HKD | | | | HKD | | | | HKD |
| | GBP | | | | GBP | | | | GBP |
| | JPY | | | | JPY | | | | JPY |
| | SGD | | | | SGD | | | | SGD |
| | THB | | | | THB | | | | THB |
| | USD | | | | USD | | | | USD |
| | Mata uang lainnya | | | | Other currency | | | | Other currency |
| | Mata uang | | | | Currency | | | | Currency |
| | Bank Rakyat Indonesia (Persero) Tbk | IDR | 3,557,485,605,498 | | 3,557,485,605,498 | Bank Rakyat Indonesia (Persero) Tbk | IDR | | |
| | AUD | | | | AUD | | | | AUD |
| | CAD | | | | CAD | | | | CAD |
| | CNY | | | | CNY | | | | CNY |
| | EUR | | | | EUR | | | | EUR |
| | HKD | | | | HKD | | | | HKD |
| | GBP | | | | GBP | | | | GBP |
| | JPY | | | | JPY | | | | JPY |
| | SGD | | | | SGD | | | | SGD |
| | THB | | | | THB | | | | THB |
| | USD | | | | USD | | | | USD |
| | | | | | | 5,415,933,148,492 | 5,415,933,148,492 | | |

| | | | | | | | | | | | |
|-------------------------------------|-------------------|-------------------|-------------------|-------------------------------------|----------------|-------------------------------------|-------------------|-------------------|-------------------|-------------------------------------|----------------|
| | Mata uang lainnya | | | | Other currency | | Mata uang lainnya | | | | Other currency |
| | Mata uang | 3,557,485,605,498 | 3,557,485,605,498 | | Currency | | Mata uang | 5,415,933,148,492 | 5,415,933,148,492 | | Currency |
| Bank Mandiri (Persero) Tbk | IDR | 4,855,165,540,448 | 4,855,165,540,448 | Bank Mandiri (Persero) Tbk | IDR | Bank Mandiri (Persero) Tbk | IDR | 4,844,876,761,935 | 4,844,876,761,935 | Bank Mandiri (Persero) Tbk | IDR |
| | AUD | | | | AUD | | AUD | AUD | | | |
| | CAD | | | | CAD | | CAD | CAD | | | |
| | CNY | | | | CNY | | CNY | CNY | | | |
| | EUR | | | | EUR | | EUR | EUR | | | |
| | HKD | | | | HKD | | HKD | HKD | | | |
| | GBP | | | | GBP | | GBP | GBP | | | |
| | JPY | | | | JPY | | JPY | JPY | | | |
| | SGD | | | | SGD | | SGD | SGD | | | |
| | THB | | | | THB | | THB | THB | | | |
| | USD | | | | USD | | USD | USD | | | |
| | Mata uang lainnya | | | | Other currency | | | | Other currency | | |
| Mata uang | 4,855,165,540,448 | 4,855,165,540,448 | Currency | | | Mata uang | 4,844,876,761,935 | 4,844,876,761,935 | Currency | | |
| Bank Syariah Indonesia Tbk | IDR | 2,697,914,180,125 | 2,697,914,180,125 | Bank Syariah Indonesia Tbk | IDR | Bank Syariah Indonesia Tbk | IDR | 2,743,617,773,685 | 2,743,617,773,685 | Bank Syariah Indonesia Tbk | IDR |
| | AUD | | | | AUD | | AUD | AUD | | | |
| | CAD | | | | CAD | | CAD | CAD | | | |
| | CNY | | | | CNY | | CNY | CNY | | | |
| | EUR | | | | EUR | | EUR | EUR | | | |
| | HKD | | | | HKD | | HKD | HKD | | | |
| | GBP | | | | GBP | | GBP | GBP | | | |
| | JPY | | | | JPY | | JPY | JPY | | | |
| | SGD | | | | SGD | | SGD | SGD | | | |
| | THB | | | | THB | | THB | THB | | | |
| | USD | | | | USD | | USD | USD | | | |
| | Mata uang lainnya | | | | Other currency | | | | Other currency | | |
| Mata uang | 2,697,914,180,125 | 2,697,914,180,125 | Currency | | | Mata uang | 2,743,617,773,685 | 2,743,617,773,685 | Currency | | |
| Bank Negara Indonesia (Persero) Tbk | IDR | 8,064,884,109,830 | 8,064,884,109,830 | Bank Negara Indonesia (Persero) Tbk | IDR | Bank Negara Indonesia (Persero) Tbk | IDR | 8,053,993,876,537 | 8,053,993,876,537 | Bank Negara Indonesia (Persero) Tbk | IDR |
| | AUD | | | | AUD | | AUD | AUD | | | |
| | CAD | | | | CAD | | CAD | CAD | | | |
| | CNY | | | | CNY | | CNY | CNY | | | |

| | | | | | | | | | | |
|------------------|-------------------|-------------------|-------------------|------------------|----------------|------------------|-------------------|-------------------|------------------|----------------|
| | EUR | | | | EUR | | | | EUR | |
| | HKD | | | | HKD | | | | HKD | |
| | GBP | | | | GBP | | | | GBP | |
| | JPY | | | | JPY | | | | JPY | |
| | SGD | | | | SGD | | | | SGD | |
| | THB | | | | THB | | | | THB | |
| | USD | | | | USD | | | | USD | |
| | Mata uang lainnya | | | | Other currency | | | | Other currency | |
| | Mata uang | 8,064,884,109,830 | 8,064,884,109,830 | | Currency | Mata uang | 8,053,993,876,537 | 8,053,993,876,537 | Currency | |
| Bank Jago Tbk | IDR | | | Bank Jago Tbk | IDR | Bank Jago Tbk | | | Bank Jago Tbk | IDR |
| | AUD | | | | AUD | | | | | AUD |
| | CAD | | | | CAD | | | | | CAD |
| | CNY | | | | CNY | | | | | CNY |
| | EUR | | | | EUR | | | | | EUR |
| | HKD | | | | HKD | | | | | HKD |
| | GBP | | | | GBP | | | | | GBP |
| | JPY | | | | JPY | | | | | JPY |
| | SGD | | | | SGD | | | | | SGD |
| | THB | | | | THB | | | | | THB |
| | USD | | | | USD | | | | | USD |
| | Mata uang lainnya | | | | Other currency | | | | | Other currency |
| | Mata uang | | | | Currency | Mata uang | | | | Currency |
| Bank Permata Tbk | IDR | 1,158,891,704,432 | 1,158,891,704,432 | Bank Permata Tbk | IDR | Bank Permata Tbk | 1,159,596,502,319 | 1,159,596,502,319 | Bank Permata Tbk | IDR |
| | AUD | | | | AUD | | | | | AUD |
| | CAD | | | | CAD | | | | | CAD |
| | CNY | | | | CNY | | | | | CNY |
| | EUR | | | | EUR | | | | | EUR |
| | HKD | | | | HKD | | | | | HKD |
| | GBP | | | | GBP | | | | | GBP |
| | JPY | | | | JPY | | | | | JPY |
| | SGD | | | | SGD | | | | | SGD |
| | THB | | | | THB | | | | | THB |
| | USD | | | | USD | | | | | USD |
| | Mata uang | | | | Other currency | | | | | Other currency |

| | | | | | | | | | | |
|---------------------------------|-------------------|-------------------|-------------------|---------------------------------|----------------|---------------------------------|-------------------|-------------------|---------------------------------|----------------|
| | lainnya | | | | | lainnya | | | | |
| | Mata uang | 1,158,891,704,432 | 1,158,891,704,432 | | Currency | Mata uang | 1,159,596,502,319 | 1,159,596,502,319 | | Currency |
| Bank Mega Tbk | IDR | | | Bank Mega Tbk | IDR | Bank Mega Tbk | IDR | | Bank Mega Tbk | IDR |
| | AUD | | | | AUD | | AUD | | | AUD |
| | CAD | | | | CAD | | CAD | | | CAD |
| | CNY | | | | CNY | | CNY | | | CNY |
| | EUR | | | | EUR | | EUR | | | EUR |
| | HKD | | | | HKD | | HKD | | | HKD |
| | GBP | | | | GBP | | GBP | | | GBP |
| | JPY | | | | JPY | | JPY | | | JPY |
| | SGD | | | | SGD | | SGD | | | SGD |
| | THB | | | | THB | | THB | | | THB |
| | USD | | | | USD | | USD | | | USD |
| | Mata uang lainnya | | | | Other currency | | Mata uang lainnya | | | Other currency |
| | Mata uang | | | | Currency | | Mata uang | | | Currency |
| Bank Mayapada Internasional Tbk | IDR | | | Bank Mayapada Internasional Tbk | IDR | Bank Mayapada Internasional Tbk | IDR | | Bank Mayapada Internasional Tbk | IDR |
| | AUD | | | | AUD | | AUD | | | AUD |
| | CAD | | | | CAD | | CAD | | | CAD |
| | CNY | | | | CNY | | CNY | | | CNY |
| | EUR | | | | EUR | | EUR | | | EUR |
| | HKD | | | | HKD | | HKD | | | HKD |
| | GBP | | | | GBP | | GBP | | | GBP |
| | JPY | | | | JPY | | JPY | | | JPY |
| | SGD | | | | SGD | | SGD | | | SGD |
| | THB | | | | THB | | THB | | | THB |
| | USD | | | | USD | | USD | | | USD |
| | Mata uang lainnya | | | | Other currency | | Mata uang lainnya | | | Other currency |
| | Mata uang | | | | Currency | | Mata uang | | | Currency |
| Bank Danamon Indonesia Tbk | IDR | | | Bank Danamon Indonesia Tbk | IDR | Bank Danamon Indonesia Tbk | IDR | | Bank Danamon Indonesia Tbk | IDR |
| | AUD | | | | AUD | | AUD | | | AUD |
| | CAD | | | | CAD | | CAD | | | CAD |
| | CNY | | | | CNY | | CNY | | | CNY |
| | EUR | | | | EUR | | EUR | | | EUR |
| | HKD | | | | HKD | | HKD | | | HKD |

| | | | | | | | | | | |
|----------------------------|-------------------|-----------------|-----------------|----------------------------|----------------|----------------------------|-----------------|-----------------|----------------------------|----------------|
| | GBP | | | | GBP | | | | | GBP |
| | JPY | | | | JPY | | | | | JPY |
| | SGD | | | | SGD | | | | | SGD |
| | THB | | | | THB | | | | | THB |
| | USD | | | | USD | | | | | USD |
| | Mata uang lainnya | | | | Other currency | | | | | Other currency |
| | Mata uang | | | | Currency | | | | | Currency |
| Bank BTPN Syariah Tbk | IDR | | | Bank BTPN Syariah Tbk | IDR | Bank BTPN Syariah Tbk | | | Bank BTPN Syariah Tbk | IDR |
| | AUD | | | | AUD | | | | | AUD |
| | CAD | | | | CAD | | | | | CAD |
| | CNY | | | | CNY | | | | | CNY |
| | EUR | | | | EUR | | | | | EUR |
| | HKD | | | | HKD | | | | | HKD |
| | GBP | | | | GBP | | | | | GBP |
| | JPY | | | | JPY | | | | | JPY |
| | SGD | | | | SGD | | | | | SGD |
| | THB | | | | THB | | | | | THB |
| | USD | | | | USD | | | | | USD |
| | Mata uang lainnya | | | | Other currency | | | | | Other currency |
| | Mata uang | | | | Currency | | | | | Currency |
| Bank Maybank Indonesia Tbk | IDR | 500,000,000,000 | 500,000,000,000 | Bank Maybank Indonesia Tbk | IDR | Bank Maybank Indonesia Tbk | 500,000,000,000 | 500,000,000,000 | Bank Maybank Indonesia Tbk | IDR |
| | AUD | | | | AUD | | | | | AUD |
| | CAD | | | | CAD | | | | | CAD |
| | CNY | | | | CNY | | | | | CNY |
| | EUR | | | | EUR | | | | | EUR |
| | HKD | | | | HKD | | | | | HKD |
| | GBP | | | | GBP | | | | | GBP |
| | JPY | | | | JPY | | | | | JPY |
| | SGD | | | | SGD | | | | | SGD |
| | THB | | | | THB | | | | | THB |
| | USD | | | | USD | | | | | USD |
| | Mata uang lainnya | | | | Other currency | | | | | Other currency |
| | Mata | 500,000,000,000 | 500,000,000,000 | | Currency | | 500,000,000,000 | 500,000,000,000 | | Currency |

| | | | | | | | | | | |
|-------------------------------------|---------------------|-------------------|-------------------|------------------------|-------------------------------------|---------------------|-----|--|------------------------|----------------|
| | uang | | | | | uang | | | | |
| Bank Pan Indonesia Tbk | IDR | 1,937,854,730,295 | 1,937,854,730,295 | Bank Pan Indonesia Tbk | IDR | | | | Bank Pan Indonesia Tbk | IDR |
| | AUD | | | | AUD | | | | | AUD |
| | CAD | | | | CAD | | | | | CAD |
| | CNY | | | | CNY | | | | | CNY |
| | EUR | | | | EUR | | | | | EUR |
| | HKD | | | | HKD | | | | | HKD |
| | GBP | | | | GBP | | | | | GBP |
| | JPY | | | | JPY | | | | | JPY |
| | SGD | | | | SGD | | | | | SGD |
| | THB | | | | THB | | | | | THB |
| | USD | | | | USD | | | | | USD |
| | Mata uang lainnya | | | | Other currency | | | | | Other currency |
| | Mata uang | 1,937,854,730,295 | 1,937,854,730,295 | | Currency | | | | | Currency |
| | Bank Cimb Niaga Tbk | IDR | | | | Bank Cimb Niaga Tbk | IDR | | | |
| AUD | | | | AUD | | | | | AUD | |
| CAD | | | | CAD | | | | | CAD | |
| CNY | | | | CNY | | | | | CNY | |
| EUR | | | | EUR | | | | | EUR | |
| HKD | | | | HKD | | | | | HKD | |
| GBP | | | | GBP | | | | | GBP | |
| JPY | | | | JPY | | | | | JPY | |
| SGD | | | | SGD | | | | | SGD | |
| THB | | | | THB | | | | | THB | |
| USD | | | | USD | | | | | USD | |
| Mata uang lainnya | | | | Other currency | | | | | Other currency | |
| Mata uang | | | | Currency | | | | | Currency | |
| Bank Rakyat Indonesia Agroniaga Tbk | | IDR | | | Bank Rakyat Indonesia Agroniaga Tbk | | IDR | | | |
| | AUD | | | AUD | | | | | AUD | |
| | CAD | | | CAD | | | | | CAD | |
| | CNY | | | CNY | | | | | CNY | |
| | EUR | | | EUR | | | | | EUR | |
| | HKD | | | HKD | | | | | HKD | |
| | GBP | | | GBP | | | | | GBP | |

| | | | | | | | | | | | |
|------------------------------------|-------------------|-------------------|-------------------|------------------------------------|----------------|------------------------------------|-------------------|-------------------|-------------------|------------------------------------|----------------|
| | JPY | | | | JPY | | | | | JPY | |
| | SGD | | | | SGD | | | | | SGD | |
| | THB | | | | THB | | | | | THB | |
| | USD | | | | USD | | | | | USD | |
| | Mata uang lainnya | | | | Other currency | | | | | Other currency | |
| | Mata uang | | | | Currency | | | | | Currency | |
| Bank Btpn Tbk | IDR | 2,889,215,661,173 | 2,889,215,661,173 | Bank Btpn Tbk | IDR | Bank Btpn Tbk | IDR | 2,890,182,323,224 | 2,890,182,323,224 | Bank Btpn Tbk | IDR |
| | AUD | | | | AUD | | AUD | | | | AUD |
| | CAD | | | | CAD | | CAD | | | | CAD |
| | CNY | | | | CNY | | CNY | | | | CNY |
| | EUR | | | | EUR | | EUR | | | | EUR |
| | HKD | | | | HKD | | HKD | | | | HKD |
| | GBP | | | | GBP | | GBP | | | | GBP |
| | JPY | | | | JPY | | JPY | | | | JPY |
| | SGD | | | | SGD | | SGD | | | | SGD |
| | THB | | | | THB | | THB | | | | THB |
| | USD | | | | USD | | USD | | | | USD |
| | Mata uang lainnya | | | | Other currency | | Mata uang lainnya | | | | Other currency |
| | Mata uang | 2,889,215,661,173 | 2,889,215,661,173 | | Currency | | Mata uang | 2,890,182,323,224 | 2,890,182,323,224 | | Currency |
| Bank Tabungan Negara (Persero) Tbk | IDR | 1,082,410,967,170 | 1,082,410,967,170 | Bank Tabungan Negara (Persero) Tbk | IDR | Bank Tabungan Negara (Persero) Tbk | IDR | 1,072,950,000,008 | 1,072,950,000,008 | Bank Tabungan Negara (Persero) Tbk | IDR |
| | AUD | | | | AUD | | AUD | | | | AUD |
| | CAD | | | | CAD | | CAD | | | | CAD |
| | CNY | | | | CNY | | CNY | | | | CNY |
| | EUR | | | | EUR | | EUR | | | | EUR |
| | HKD | | | | HKD | | HKD | | | | HKD |
| | GBP | | | | GBP | | GBP | | | | GBP |
| | JPY | | | | JPY | | JPY | | | | JPY |
| | SGD | | | | SGD | | SGD | | | | SGD |
| | THB | | | | THB | | THB | | | | THB |
| | USD | | | | USD | | USD | | | | USD |
| | Mata uang lainnya | | | | Other currency | | Mata uang lainnya | | | | Other currency |
| | Mata uang | 1,082,410,967,170 | 1,082,410,967,170 | | Currency | | Mata uang | 1,072,950,000,008 | 1,072,950,000,008 | | Currency |

| | | | | | | | | | | | | |
|---|---------------------|-----------------|-------------------|--------------------|---|--------------------|---------------------|---|---------------------|--------------------|-------------------|-------------------|
| Bank OCBC Nisp Tbk | IDR | 281,805,760,004 | 281,805,760,004 | Bank OCBC Nisp Tbk | IDR | Bank OCBC Nisp Tbk | IDR | 281,805,760,004 | 281,805,760,004 | Bank OCBC Nisp Tbk | IDR | |
| | AUD | | | | AUD | | AUD | AUD | | | | AUD |
| | CAD | | | | CAD | | CAD | CAD | | | | CAD |
| | CNY | | | | CNY | | CNY | CNY | | | | CNY |
| | EUR | | | | EUR | | EUR | EUR | | | | EUR |
| | HKD | | | | HKD | | HKD | HKD | | | | HKD |
| | GBP | | | | GBP | | GBP | GBP | | | | GBP |
| | JPY | | | | JPY | | JPY | JPY | | | | JPY |
| | SGD | | | | SGD | | SGD | SGD | | | | SGD |
| | THB | | | | THB | | THB | THB | | | | THB |
| | USD | | | | USD | | USD | USD | | | | USD |
| | Mata uang lainnya | | | | Other currency | | Mata uang lainnya | Mata uang lainnya | | | | Other currency |
| | Mata uang | 281,805,760,004 | 281,805,760,004 | | Currency | | Mata uang | 281,805,760,004 | 281,805,760,004 | | Currency | Currency |
| | Bank KB Bukopin Tbk | IDR | | | | | Bank KB Bukopin Tbk | IDR | Bank KB Bukopin Tbk | | IDR | |
| AUD | | | | AUD | AUD | AUD | | | | | AUD | |
| CAD | | | | CAD | CAD | CAD | | | | | CAD | |
| CNY | | | | CNY | CNY | CNY | | | | | CNY | |
| EUR | | | | EUR | EUR | EUR | | | | | EUR | |
| HKD | | | | HKD | HKD | HKD | | | | | HKD | |
| GBP | | | | GBP | GBP | GBP | | | | | GBP | |
| JPY | | | | JPY | JPY | JPY | | | | | JPY | |
| SGD | | | | SGD | SGD | SGD | | | | | SGD | |
| THB | | | | THB | THB | THB | | | | | THB | |
| USD | | | | USD | USD | USD | | | | | USD | |
| Mata uang lainnya | | | | Other currency | Mata uang lainnya | Mata uang lainnya | | | | | Other currency | |
| Mata uang | | | | Currency | Mata uang | | | | | Currency | Currency | |
| Bank Pembangunan Daerah Jawa Barat dan Banten Tbk | | IDR | 1,103,626,024,794 | 1,103,626,024,794 | Bank Pembangunan Daerah Jawa Barat dan Banten Tbk | IDR | | Bank Pembangunan Daerah Jawa Barat dan Banten Tbk | | IDR | 1,107,150,395,037 | 1,107,150,395,037 |
| | AUD | | | AUD | | AUD | AUD | | | | AUD | |
| | CAD | | | CAD | | CAD | CAD | | | | CAD | |
| | CNY | | | CNY | | CNY | CNY | | | | CNY | |
| | EUR | | | EUR | | EUR | EUR | | | | EUR | |
| | HKD | | | HKD | | HKD | HKD | | | | HKD | |
| | GBP | | | GBP | | GBP | GBP | | | | GBP | |
| | JPY | | | JPY | | JPY | JPY | | | | JPY | |

| | | | | | | | | | | | |
|--------------------|-------------------|--------------------|--------------------|-----------------------|----------------|--------------------|-------------------|--------------------|--------------------|-----------------------|----------------|
| | SGD | | | | SGD | | | | | SGD | |
| | THB | | | | THB | | | | | THB | |
| | USD | | | | USD | | | | | USD | |
| | Mata uang lainnya | | | | Other currency | | | | | Other currency | |
| | Mata uang | 1,103,626,024,794 | 1,103,626,024,794 | | Currency | | 1,107,150,395,037 | 1,107,150,395,037 | | Currency | |
| Pinjaman sindikasi | IDR | 15,693,565,044,487 | 15,693,565,044,487 | Syndicated bank loans | IDR | Pinjaman sindikasi | IDR | 15,538,292,719,138 | 15,538,292,719,138 | Syndicated bank loans | IDR |
| | AUD | | | | AUD | | AUD | | | | AUD |
| | CAD | | | | CAD | | CAD | | | | CAD |
| | CNY | | | | CNY | | CNY | | | | CNY |
| | EUR | | | | EUR | | EUR | | | | EUR |
| | HKD | | | | HKD | | HKD | | | | HKD |
| | GBP | | | | GBP | | GBP | | | | GBP |
| | JPY | | | | JPY | | JPY | | | | JPY |
| | SGD | | | | SGD | | SGD | | | | SGD |
| | THB | | | | THB | | THB | | | | THB |
| | USD | | | | USD | | USD | | | | USD |
| | Mata uang lainnya | | | | Other currency | | Mata uang lainnya | | | | Other currency |
| | Mata uang | 15,693,565,044,487 | 15,693,565,044,487 | | Currency | | Mata uang | 15,538,292,719,138 | 15,538,292,719,138 | | Currency |
| Bank asing lainnya | IDR | 1,140,424,112,008 | 1,140,424,112,008 | Other foreign banks | IDR | Bank asing lainnya | IDR | 1,140,424,112,008 | 1,140,424,112,008 | Other foreign banks | IDR |
| | AUD | | | | AUD | | AUD | | | | AUD |
| | CAD | | | | CAD | | CAD | | | | CAD |
| | CNY | | | | CNY | | CNY | | | | CNY |
| | EUR | | | | EUR | | EUR | | | | EUR |
| | HKD | | | | HKD | | HKD | | | | HKD |
| | GBP | | | | GBP | | GBP | | | | GBP |
| | JPY | | | | JPY | | JPY | | | | JPY |
| | SGD | | | | SGD | | SGD | | | | SGD |
| | THB | | | | THB | | THB | | | | THB |
| | USD | | | | USD | | USD | | | | USD |
| | Mata uang lainnya | | | | Other currency | | Mata uang lainnya | | | | Other currency |
| | Mata uang | 1,140,424,112,008 | 1,140,424,112,008 | | Currency | | Mata uang | 1,140,424,112,008 | 1,140,424,112,008 | | Currency |
| Bank lokal lainnya | IDR | 2,921,265,684,710 | 2,921,265,684,710 | Other local | IDR | Bank lokal lainnya | IDR | 4,859,933,787,016 | 4,859,933,787,016 | Other local | IDR |

| | | |
|-------------------|-------------------|-------------------|
| AUD | | |
| CAD | | |
| CNY | | |
| EUR | | |
| HKD | | |
| GBP | | |
| JPY | | |
| SGD | | |
| THB | | |
| USD | | |
| Mata uang lainnya | | |
| Mata uang | 2,921,265,684,710 | 2,921,265,684,710 |

| | |
|-------|----------------|
| banks | AUD |
| | CAD |
| | CNY |
| | EUR |
| | HKD |
| | GBP |
| | JPY |
| | SGD |
| | THB |
| | USD |
| | Other currency |
| | Currency |

| | | |
|-------------------|-------------------|-------------------|
| AUD | | |
| CAD | | |
| CNY | | |
| EUR | | |
| HKD | | |
| GBP | | |
| JPY | | |
| SGD | | |
| THB | | |
| USD | | |
| Mata uang lainnya | | |
| Mata uang | 4,859,933,787,016 | 4,859,933,787,016 |

| | |
|-------|----------------|
| banks | AUD |
| | CAD |
| | CNY |
| | EUR |
| | HKD |
| | GBP |
| | JPY |
| | SGD |
| | THB |
| | USD |
| | Other currency |
| | Currency |

30 June 2024

Catatan untuk utang bank jangka panjang

Notes for long-term bank loan

| | | <u>Catatan untuk utang bank jangka panjang [baris komponen]</u> | | | |
|--------------------|-----------|---|---------------------------------|--------------------|----------|
| Kreditur nama bank | Mata uang | <u>Utang bank, nilai dalam mata uang asing</u> | <u>Jumlah utang bank, kotor</u> | Creditor bank name | Currency |
| | | 47,884,509,124,974 | 47,884,509,124,974 | | |

Catatan untuk utang bank jangka panjang

Notes for long-term bank loan

| | | <u>Catatan untuk utang bank jangka panjang [baris komponen]</u> | | | |
|--------------------|-----------|---|---------------------------------|--------------------|----------|
| Kreditur nama bank | Mata uang | <u>Utang bank, nilai dalam mata uang asing</u> | <u>Jumlah utang bank, kotor</u> | Creditor bank name | Currency |
| | | 49,608,757,159,403 | 49,608,757,159,403 | | |

Catatan untuk utang bank jangka panjang

Notes for long-term bank loan

| | <u>30 June 2024</u> | <u>31 December 2023</u> | |
|---|---------------------|-------------------------|-------------------------------------|
| Catatan untuk utang bank jangka panjang | | | Notes for long-term bank loan |
| Jumlah utang bank, kotor | 47,884,509,124,974 | 49,608,757,159,403 | Total bank loans, gross |
| Biaya penerbitan utang bank yang belum diamortisasi | 2,267,762,561,107 | 2,469,695,183,648 | Unamortized bank loan issuance cost |
| Jumlah utang bank, bersih | 45,616,746,563,867 | 47,139,061,975,755 | Total bank loan, net |
| Liabilitas jangka panjang yang jatuh tempo dalam satu tahun atas utang bank | 1,382,902,867,249 | 1,095,725,133,129 | Current maturities of bank loans |
| Liabilitas jangka panjang atas utang bank | 44,233,843,696,618 | 46,043,336,842,626 | Long-term bank loans |


[3691100] Disclosure of Notes to the financial statements - Long-Term Bank Loans - Infrastructure Industry

Pengungkapan

Disclosure

30 June 2024

Pengungkapan
Pengungkapan catatan atas utang bank jangka panjang



Disclosure
Disclosure of notes for long-term
bank loans

[3692000_BD] Notes to the financial statements - Long-Term Bank Loans Interest Information (breakdown) - Infrastructure Industry

30 June 2024

Catatan untuk utang bank jangka panjang

Notes for long-term bank loan

| | | <u>Catatan untuk utang bank jangka panjang [baris komponen]</u> | | | | | | | |
|-----------------------|-------------------------------------|---|--|--|--|-----------------------|----------------|-------------------------------------|-----|
| | | <u>Utang bank, nilai dalam mata uang asing</u> | <u>Jatuh tempo utang bank jangka panjang</u> | <u>Bunga utang bank jangka panjang</u> | <u>Jenis bunga utang bank jangka panjang</u> | | | | |
| Bank Central Asia Tbk | IDR | | | | | Bank Central Asia Tbk | IDR | | |
| | AUD | | | | | | AUD | | |
| | CAD | | | | | | CAD | | |
| | CNY | | | | | | CNY | | |
| | EUR | | | | | | EUR | | |
| | HKD | | | | | | HKD | | |
| | GBP | | | | | | GBP | | |
| | JPY | | | | | | JPY | | |
| | SGD | | | | | | SGD | | |
| | THB | | | | | | THB | | |
| | USD | | | | | | USD | | |
| | Mata uang lainnya | | | | | | Other currency | | |
| | Bank Rakyat Indonesia (Persero) Tbk | IDR | 3,557,485,605,498 | depend on facility | 5,4%-5,5% | | Fixed | Bank Rakyat Indonesia (Persero) Tbk | IDR |
| | | AUD | | | | | | | AUD |
| CAD | | | | | | CAD | | | |
| CNY | | | | | | CNY | | | |
| EUR | | | | | | EUR | | | |
| HKD | | | | | | HKD | | | |
| GBP | | | | | | GBP | | | |
| JPY | | | | | | JPY | | | |
| SGD | | | | | | SGD | | | |

Catatan untuk utang bank jangka panjang

Notes for long-term bank loan

| | | <u>Catatan untuk utang bank jangka panjang [baris komponen]</u> | | | | | | | |
|-----------------------|-------------------------------------|---|--|--|--|-----------------------|----------------|-------------------------------------|-----|
| | | <u>Utang bank, nilai dalam mata uang asing</u> | <u>Jatuh tempo utang bank jangka panjang</u> | <u>Bunga utang bank jangka panjang</u> | <u>Jenis bunga utang bank jangka panjang</u> | | | | |
| Bank Central Asia Tbk | IDR | | | | | Bank Central Asia Tbk | IDR | | |
| | AUD | | | | | | AUD | | |
| | CAD | | | | | | CAD | | |
| | CNY | | | | | | CNY | | |
| | EUR | | | | | | EUR | | |
| | HKD | | | | | | HKD | | |
| | GBP | | | | | | GBP | | |
| | JPY | | | | | | JPY | | |
| | SGD | | | | | | SGD | | |
| | THB | | | | | | THB | | |
| | USD | | | | | | USD | | |
| | Mata uang lainnya | | | | | | Other currency | | |
| | Bank Rakyat Indonesia (Persero) Tbk | IDR | 5,415,933,148,492 | depend on facility | 5,4%-5,5% | | Fixed | Bank Rakyat Indonesia (Persero) Tbk | IDR |
| | | AUD | | | | | | | AUD |
| CAD | | | | | | CAD | | | |
| CNY | | | | | | CNY | | | |
| EUR | | | | | | EUR | | | |
| HKD | | | | | | HKD | | | |
| GBP | | | | | | GBP | | | |

| | | | | | |
|-------------------------------------|-------------------|-------------------|--------------------|-----------|-------|
| | THB | | | | |
| | USD | | | | |
| | Mata uang lainnya | 3,557,485,605,498 | | | |
| Bank Mandiri (Persero) Tbk | IDR | 4,855,165,540,448 | depend on facility | 5,4%-5,5% | Fixed |
| | AUD | | | | |
| | CAD | | | | |
| | CNY | | | | |
| | EUR | | | | |
| | HKD | | | | |
| | GBP | | | | |
| | JPY | | | | |
| | SGD | | | | |
| | THB | | | | |
| | USD | | | | |
| | Mata uang lainnya | 4,855,165,540,448 | | | |
| Bank Syariah Indonesia Tbk | IDR | 2,697,914,180,125 | depend on facility | 5,4%-5,5% | Fixed |
| | AUD | | | | |
| | CAD | | | | |
| | CNY | | | | |
| | EUR | | | | |
| | HKD | | | | |
| | GBP | | | | |
| | JPY | | | | |
| | SGD | | | | |
| | THB | | | | |
| | USD | | | | |
| | Mata uang lainnya | 2,697,914,180,125 | | | |
| Bank Negara Indonesia (Persero) Tbk | IDR | 8,064,884,109,830 | depend on facility | 5,4%-5,5% | Fixed |
| | AUD | | | | |

| | | | | | |
|-------------------------------------|----------------|-------------------|--------------------|-----------|-------|
| | THB | | | | |
| | USD | | | | |
| | Other currency | | | | |
| Bank Mandiri (Persero) Tbk | IDR | | | | |
| | AUD | | | | |
| | CAD | | | | |
| | CNY | | | | |
| | EUR | | | | |
| | HKD | | | | |
| | GBP | | | | |
| | JPY | | | | |
| | SGD | | | | |
| | THB | | | | |
| | USD | | | | |
| | Other currency | | | | |
| Bank Mandiri (Persero) Tbk | IDR | 4,844,876,761,935 | depend on facility | 5,4%-5,5% | Fixed |
| | AUD | | | | |
| | CAD | | | | |
| | CNY | | | | |
| | EUR | | | | |
| | HKD | | | | |
| | GBP | | | | |
| | JPY | | | | |
| | SGD | | | | |
| | THB | | | | |
| | USD | | | | |
| | Other currency | | | | |
| Bank Syariah Indonesia Tbk | IDR | 2,743,617,773,685 | depend on facility | 5,4%-5,5% | Fixed |
| | AUD | | | | |
| | CAD | | | | |
| | CNY | | | | |
| | EUR | | | | |
| | HKD | | | | |
| | GBP | | | | |
| | JPY | | | | |
| | SGD | | | | |
| | THB | | | | |
| | USD | | | | |
| | Other currency | | | | |
| Bank Negara Indonesia (Persero) Tbk | IDR | 8,053,993,876,537 | depend on facility | 5,4%-5,5% | Fixed |
| | AUD | | | | |

| | | | | | |
|---------------|-------------------|--|--|--|--|
| Bank Mega Tbk | IDR | | | | |
| | AUD | | | | |
| | CAD | | | | |
| | CNY | | | | |
| | EUR | | | | |
| | HKD | | | | |
| | GBP | | | | |
| | JPY | | | | |
| | SGD | | | | |
| | THB | | | | |
| | USD | | | | |
| | Mata uang lainnya | | | | |

| | | | | | |
|---------------------------------|-------------------|--|--|--|--|
| Bank Mayapada Internasional Tbk | IDR | | | | |
| | AUD | | | | |
| | CAD | | | | |
| | CNY | | | | |
| | EUR | | | | |
| | HKD | | | | |
| | GBP | | | | |
| | JPY | | | | |
| | SGD | | | | |
| | THB | | | | |
| | USD | | | | |
| | Mata uang lainnya | | | | |

| | | | | | |
|----------------------------|------|--|--|--|--|
| Bank Danamon Indonesia Tbk | IDR | | | | |
| | AUD | | | | |
| | CAD | | | | |
| | CNY | | | | |
| | EUR | | | | |
| | HKD | | | | |
| | GBP | | | | |
| | JPY | | | | |
| | SGD | | | | |
| | THB | | | | |
| | USD | | | | |
| | Mata | | | | |

| | | | | | | | |
|---------------|----------------|-------------------|-------------------|--|--|--|--|
| Bank Mega Tbk | IDR | Bank Mega Tbk IDR | | | | | |
| | AUD | | AUD | | | | |
| | CAD | | CAD | | | | |
| | CNY | | CNY | | | | |
| | EUR | | EUR | | | | |
| | HKD | | HKD | | | | |
| | GBP | | GBP | | | | |
| | JPY | | JPY | | | | |
| | SGD | | SGD | | | | |
| | THB | | THB | | | | |
| | USD | | USD | | | | |
| | Other currency | | Mata uang lainnya | | | | |

| | | | | | | | |
|---------------------------------|----------------|---------------------------------|-------------------|--|--|--|--|
| Bank Mayapada Internasional Tbk | IDR | Bank Mayapada Internasional Tbk | | | | | |
| | AUD | | AUD | | | | |
| | CAD | | CAD | | | | |
| | CNY | | CNY | | | | |
| | EUR | | EUR | | | | |
| | HKD | | HKD | | | | |
| | GBP | | GBP | | | | |
| | JPY | | JPY | | | | |
| | SGD | | SGD | | | | |
| | THB | | THB | | | | |
| | USD | | USD | | | | |
| | Other currency | | Mata uang lainnya | | | | |

| | | | | | | | |
|----------------------------|-------|----------------------------|------|--|--|--|--|
| Bank Danamon Indonesia Tbk | IDR | Bank Danamon Indonesia Tbk | | | | | |
| | AUD | | AUD | | | | |
| | CAD | | CAD | | | | |
| | CNY | | CNY | | | | |
| | EUR | | EUR | | | | |
| | HKD | | HKD | | | | |
| | GBP | | GBP | | | | |
| | JPY | | JPY | | | | |
| | SGD | | SGD | | | | |
| | THB | | THB | | | | |
| | USD | | USD | | | | |
| | Other | | Mata | | | | |

| | | | | | |
|---------------|----------------|--|--|--|--|
| Bank Mega Tbk | IDR | | | | |
| | AUD | | | | |
| | CAD | | | | |
| | CNY | | | | |
| | EUR | | | | |
| | HKD | | | | |
| | GBP | | | | |
| | JPY | | | | |
| | SGD | | | | |
| | THB | | | | |
| | USD | | | | |
| | Other currency | | | | |

| | | | | | |
|---------------------------------|----------------|--|--|--|--|
| Bank Mayapada Internasional Tbk | IDR | | | | |
| | AUD | | | | |
| | CAD | | | | |
| | CNY | | | | |
| | EUR | | | | |
| | HKD | | | | |
| | GBP | | | | |
| | JPY | | | | |
| | SGD | | | | |
| | THB | | | | |
| | USD | | | | |
| | Other currency | | | | |

| | | | | | |
|----------------------------|-------|--|--|--|--|
| Bank Danamon Indonesia Tbk | IDR | | | | |
| | AUD | | | | |
| | CAD | | | | |
| | CNY | | | | |
| | EUR | | | | |
| | HKD | | | | |
| | GBP | | | | |
| | JPY | | | | |
| | SGD | | | | |
| | THB | | | | |
| | USD | | | | |
| | Other | | | | |

| | | | | | | | | | | | | | | | |
|------------------------------------|-------------------|-------------------|-------|-------|-------|------------------------------------|----------------|------------------------------------|-------------------|-------------------|------------|-------|-------|------------------------------------|----------------|
| | SGD | | | | | | SGD | | SGD | | | | | | SGD |
| | THB | | | | | | THB | | THB | | | | | | THB |
| | USD | | | | | | USD | | USD | | | | | | USD |
| | Mata uang lainnya | 2,889,215,661,173 | | | | | Other currency | | Mata uang lainnya | | | | | | Other currency |
| Bank Tabungan Negara (Persero) Tbk | IDR | 1,082,410,967,170 | 44979 | 0.055 | Fixed | Bank Tabungan Negara (Persero) Tbk | IDR | Bank Tabungan Negara (Persero) Tbk | IDR | 1,072,950,000,008 | 2023-02-22 | 0,055 | Fixed | Bank Tabungan Negara (Persero) Tbk | IDR |
| | AUD | | | | | | AUD | | AUD | | | | | | AUD |
| | CAD | | | | | | CAD | | CAD | | | | | | CAD |
| | CNY | | | | | | CNY | | CNY | | | | | | CNY |
| | EUR | | | | | | EUR | | EUR | | | | | | EUR |
| | HKD | | | | | | HKD | | HKD | | | | | | HKD |
| | GBP | | | | | | GBP | | GBP | | | | | | GBP |
| | JPY | | | | | | JPY | | JPY | | | | | | JPY |
| | SGD | | | | | | SGD | | SGD | | | | | | SGD |
| | THB | | | | | | THB | | THB | | | | | | THB |
| | USD | | | | | | USD | | USD | | | | | | USD |
| | Mata uang lainnya | 1,082,410,967,170 | | | | | Other currency | | Mata uang lainnya | | | | | | Other currency |
| Bank OCBC Nisp Tbk | IDR | 281,805,760,004 | 46022 | 0.055 | Fixed | Bank OCBC Nisp Tbk | IDR | Bank OCBC Nisp Tbk | IDR | 281,805,760,004 | 2025-12-31 | 0,055 | Fixed | Bank OCBC Nisp Tbk | IDR |
| | AUD | | | | | | AUD | | AUD | | | | | | AUD |
| | CAD | | | | | | CAD | | CAD | | | | | | CAD |
| | CNY | | | | | | CNY | | CNY | | | | | | CNY |
| | EUR | | | | | | EUR | | EUR | | | | | | EUR |
| | HKD | | | | | | HKD | | HKD | | | | | | HKD |
| | GBP | | | | | | GBP | | GBP | | | | | | GBP |
| | JPY | | | | | | JPY | | JPY | | | | | | JPY |
| | SGD | | | | | | SGD | | SGD | | | | | | SGD |
| | THB | | | | | | THB | | THB | | | | | | THB |
| | USD | | | | | | USD | | USD | | | | | | USD |
| | Mata uang lainnya | 281,805,760,004 | | | | | Other currency | | Mata uang lainnya | | | | | | Other currency |
| Bank KB Bukopin Tbk | IDR | | | | | Bank KB Bukopin Tbk | IDR | Bank KB Bukopin Tbk | IDR | | | | | Bank KB Bukopin Tbk | IDR |
| | AUD | | | | | | AUD | | AUD | | | | | | AUD |
| | CAD | | | | | | CAD | | CAD | | | | | | CAD |
| | CNY | | | | | | CNY | | CNY | | | | | | CNY |
| | EUR | | | | | | EUR | | EUR | | | | | | EUR |
| | HKD | | | | | | HKD | | HKD | | | | | | HKD |

| | | | | | | | | | | | | | | | |
|---|-------------------|--------------------|--------------------|-------|-------|---|----------------|---|-------------------|--------------------|--------------------|-------|-------|---|----------------|
| | GBP | | | | | | GBP | | GBP | | | | | | GBP |
| | JPY | | | | | | JPY | | JPY | | | | | | JPY |
| | SGD | | | | | | SGD | | SGD | | | | | | SGD |
| | THB | | | | | | THB | | THB | | | | | | THB |
| | USD | | | | | | USD | | USD | | | | | | USD |
| | Mata uang lainnya | | | | | | Other currency | | Mata uang lainnya | | | | | | Other currency |
| Bank Pembangunan Daerah Jawa Barat dan Banten Tbk | IDR | 1,103,626,024,794 | 46387 | 0.055 | Fixed | Bank Pembangunan Daerah Jawa Barat dan Banten Tbk | IDR | Bank Pembangunan Daerah Jawa Barat dan Banten Tbk | IDR | 1,107,150,395,037 | 2026-12-31 | 0,055 | Fixed | Bank Pembangunan Daerah Jawa Barat dan Banten Tbk | IDR |
| | AUD | | | | | | AUD | | AUD | | | | | | AUD |
| | CAD | | | | | | CAD | | CAD | | | | | | CAD |
| | CNY | | | | | | CNY | | CNY | | | | | | CNY |
| | EUR | | | | | | EUR | | EUR | | | | | | EUR |
| | HKD | | | | | | HKD | | HKD | | | | | | HKD |
| | GBP | | | | | | GBP | | GBP | | | | | | GBP |
| | JPY | | | | | | JPY | | JPY | | | | | | JPY |
| | SGD | | | | | | SGD | | SGD | | | | | | SGD |
| | THB | | | | | | THB | | THB | | | | | | THB |
| | USD | | | | | | USD | | USD | | | | | | USD |
| | Mata uang lainnya | 1,103,626,024,794 | | | | | Other currency | | Mata uang lainnya | | | | | | Other currency |
| Pinjaman sindikasi | IDR | 15,693,565,044,487 | | | | Syndicated bank loans | IDR | Pinjaman sindikasi | IDR | 15,538,292,719,138 | | | | Syndicated bank loans | IDR |
| | AUD | | | | | | AUD | | AUD | | | | | | AUD |
| | CAD | | | | | | CAD | | CAD | | | | | | CAD |
| | CNY | | | | | | CNY | | CNY | | | | | | CNY |
| | EUR | | | | | | EUR | | EUR | | | | | | EUR |
| | HKD | | | | | | HKD | | HKD | | | | | | HKD |
| | GBP | | | | | | GBP | | GBP | | | | | | GBP |
| | JPY | | | | | | JPY | | JPY | | | | | | JPY |
| | SGD | | | | | | SGD | | SGD | | | | | | SGD |
| | THB | | | | | | THB | | THB | | | | | | THB |
| | USD | | | | | | USD | | USD | | | | | | USD |
| | Mata uang lainnya | 15,693,565,044,487 | | | | | Other currency | | Mata uang lainnya | | | | | | Other currency |
| Bank asing lainnya | IDR | 1,140,424,112,008 | depend on facility | 0,055 | Fixed | Other foreign banks | IDR | Bank asing lainnya | IDR | 1,140,424,112,008 | depend on facility | 0,055 | Fixed | Other foreign banks | IDR |
| | AUD | | | | | | AUD | | AUD | | | | | | AUD |
| | CAD | | | | | | CAD | | CAD | | | | | | CAD |
| | CNY | | | | | | CNY | | CNY | | | | | | CNY |

[3693000_BD] Notes to the financial statements - Short-Term Bank Loans (breakdown) - Infrastructure Industry

30 June 2024

Catatan utang bank jangka pendek

Notes for short-term bank loans

Catatan utang bank jangka pendek

Notes for short-term bank loans

| | | <u>Catatan utang bank jangka pendek [baris komponen]</u> | | | | <u>Catatan utang bank jangka pendek [baris komponen]</u> | | | |
|-------------------------------------|-------------------|--|---------------------------------|-------------------------------------|----------------|--|---------------------------------|-------------------------------------|----------------|
| | | <u>Utang bank jangka pendek, nilai dalam mata uang asing</u> | <u>Utang bank jangka pendek</u> | | | <u>Utang bank jangka pendek, nilai dalam mata uang asing</u> | <u>Utang bank jangka pendek</u> | | |
| Bank Central Asia Tbk | IDR | | | Bank Central Asia Tbk | IDR | | | Bank Central Asia Tbk | IDR |
| | AUD | | | | AUD | | | | AUD |
| | CAD | | | | CAD | | | | CAD |
| | CNY | | | | CNY | | | | CNY |
| | EUR | | | | EUR | | | | EUR |
| | HKD | | | | HKD | | | | HKD |
| | GBP | | | | GBP | | | | GBP |
| | JPY | | | | JPY | | | | JPY |
| | SGD | | | | SGD | | | | SGD |
| | THB | | | | THB | | | | THB |
| | USD | | | | USD | | | | USD |
| | Mata uang lainnya | | | | Other currency | | | | Other currency |
| | Mata uang | | | | Currency | | | | Currency |
| Bank Rakyat Indonesia (Persero) Tbk | IDR | | | Bank Rakyat Indonesia (Persero) Tbk | IDR | | | Bank Rakyat Indonesia (Persero) Tbk | IDR |
| | AUD | | | | AUD | | | | AUD |
| | CAD | | | | CAD | | | | CAD |
| | CNY | | | | CNY | | | | CNY |
| | EUR | | | | EUR | | | | EUR |
| | HKD | | | | HKD | | | | HKD |
| | GBP | | | | GBP | | | | GBP |
| | JPY | | | | JPY | | | | JPY |
| | SGD | | | | SGD | | | | SGD |
| | THB | | | | THB | | | | THB |
| | USD | | | | USD | | | | USD |

| | Mata uang lainnya | | | Other currency | | Mata uang lainnya | | | Other currency | |
|-------------------------------------|-------------------|--|--|-------------------------------------|----------------|-------------------------------------|-------------------|--|-------------------------------------|----------------|
| | Mata uang | | | Currency | | Mata uang | | | Currency | |
| Bank Mandiri (Persero) Tbk | IDR | | | Bank Mandiri (Persero) Tbk | IDR | Bank Mandiri (Persero) Tbk | IDR | | Bank Mandiri (Persero) Tbk | IDR |
| | AUD | | | | AUD | | AUD | | | AUD |
| | CAD | | | | CAD | | CAD | | | CAD |
| | CNY | | | | CNY | | CNY | | | CNY |
| | EUR | | | | EUR | | EUR | | | EUR |
| | HKD | | | | HKD | | HKD | | | HKD |
| | GBP | | | | GBP | | GBP | | | GBP |
| | JPY | | | | JPY | | JPY | | | JPY |
| | SGD | | | | SGD | | SGD | | | SGD |
| | THB | | | | THB | | THB | | | THB |
| | USD | | | | USD | | USD | | | USD |
| | Mata uang lainnya | | | | Other currency | | Mata uang lainnya | | | Other currency |
| | Mata uang | | | | Currency | | Mata uang | | | Currency |
| Bank Syariah Indonesia Tbk | IDR | | | Bank Syariah Indonesia Tbk | IDR | Bank Syariah Indonesia Tbk | IDR | | Bank Syariah Indonesia Tbk | IDR |
| | AUD | | | | AUD | | AUD | | | AUD |
| | CAD | | | | CAD | | CAD | | | CAD |
| | CNY | | | | CNY | | CNY | | | CNY |
| | EUR | | | | EUR | | EUR | | | EUR |
| | HKD | | | | HKD | | HKD | | | HKD |
| | GBP | | | | GBP | | GBP | | | GBP |
| | JPY | | | | JPY | | JPY | | | JPY |
| | SGD | | | | SGD | | SGD | | | SGD |
| | THB | | | | THB | | THB | | | THB |
| | USD | | | | USD | | USD | | | USD |
| | Mata uang lainnya | | | | Other currency | | Mata uang lainnya | | | Other currency |
| | Mata uang | | | | Currency | | Mata uang | | | Currency |
| Bank Negara Indonesia (Persero) Tbk | IDR | | | Bank Negara Indonesia (Persero) Tbk | IDR | Bank Negara Indonesia (Persero) Tbk | IDR | | Bank Negara Indonesia (Persero) Tbk | IDR |
| | AUD | | | | AUD | | AUD | | | AUD |
| | CAD | | | | CAD | | CAD | | | CAD |
| | CNY | | | | CNY | | CNY | | | CNY |

| | | | |
|------------------|-------------------|--|--|
| | EUR | | |
| | HKD | | |
| | GBP | | |
| | JPY | | |
| | SGD | | |
| | THB | | |
| | USD | | |
| | Mata uang lainnya | | |
| | Mata uang | | |
| Bank Jago Tbk | IDR | | |
| | AUD | | |
| | CAD | | |
| | CNY | | |
| | EUR | | |
| | HKD | | |
| | GBP | | |
| | JPY | | |
| | SGD | | |
| | THB | | |
| | USD | | |
| | Mata uang lainnya | | |
| | Mata uang | | |
| Bank Permata Tbk | IDR | | |
| | AUD | | |
| | CAD | | |
| | CNY | | |
| | EUR | | |
| | HKD | | |
| | GBP | | |
| | JPY | | |
| | SGD | | |
| | THB | | |
| | USD | | |
| | Mata uang | | |

| | | | |
|------------------|----------------|--|--|
| | EUR | | |
| | HKD | | |
| | GBP | | |
| | JPY | | |
| | SGD | | |
| | THB | | |
| | USD | | |
| | Other currency | | |
| | Currency | | |
| Bank Jago Tbk | IDR | | |
| | AUD | | |
| | CAD | | |
| | CNY | | |
| | EUR | | |
| | HKD | | |
| | GBP | | |
| | JPY | | |
| | SGD | | |
| | THB | | |
| | USD | | |
| | Other currency | | |
| | Currency | | |
| Bank Permata Tbk | IDR | | |
| | AUD | | |
| | CAD | | |
| | CNY | | |
| | EUR | | |
| | HKD | | |
| | GBP | | |
| | JPY | | |
| | SGD | | |
| | THB | | |
| | USD | | |
| | Other currency | | |

| | | | |
|------------------|-------------------|--|--|
| | EUR | | |
| | HKD | | |
| | GBP | | |
| | JPY | | |
| | SGD | | |
| | THB | | |
| | USD | | |
| | Mata uang lainnya | | |
| | Mata uang | | |
| Bank Jago Tbk | IDR | | |
| | AUD | | |
| | CAD | | |
| | CNY | | |
| | EUR | | |
| | HKD | | |
| | GBP | | |
| | JPY | | |
| | SGD | | |
| | THB | | |
| | USD | | |
| | Mata uang lainnya | | |
| | Mata uang | | |
| Bank Permata Tbk | IDR | | |
| | AUD | | |
| | CAD | | |
| | CNY | | |
| | EUR | | |
| | HKD | | |
| | GBP | | |
| | JPY | | |
| | SGD | | |
| | THB | | |
| | USD | | |
| | Mata uang | | |

| | | | |
|------------------|----------------|--|--|
| | EUR | | |
| | HKD | | |
| | GBP | | |
| | JPY | | |
| | SGD | | |
| | THB | | |
| | USD | | |
| | Other currency | | |
| | Currency | | |
| Bank Jago Tbk | IDR | | |
| | AUD | | |
| | CAD | | |
| | CNY | | |
| | EUR | | |
| | HKD | | |
| | GBP | | |
| | JPY | | |
| | SGD | | |
| | THB | | |
| | USD | | |
| | Other currency | | |
| | Currency | | |
| Bank Permata Tbk | IDR | | |
| | AUD | | |
| | CAD | | |
| | CNY | | |
| | EUR | | |
| | HKD | | |
| | GBP | | |
| | JPY | | |
| | SGD | | |
| | THB | | |
| | USD | | |
| | Other currency | | |

| | lainnya | | |
|---------------------------------|-------------------|--|--|
| | Mata uang | | |
| Bank Mega Tbk | IDR | | |
| | AUD | | |
| | CAD | | |
| | CNY | | |
| | EUR | | |
| | HKD | | |
| | GBP | | |
| | JPY | | |
| | SGD | | |
| | THB | | |
| | USD | | |
| | Mata uang lainnya | | |
| | Mata uang | | |
| Bank Mayapada Internasional Tbk | IDR | | |
| | AUD | | |
| | CAD | | |
| | CNY | | |
| | EUR | | |
| | HKD | | |
| | GBP | | |
| | JPY | | |
| | SGD | | |
| | THB | | |
| | USD | | |
| | Mata uang lainnya | | |
| | Mata uang | | |
| Bank Danamon Indonesia Tbk | IDR | | |
| | AUD | | |
| | CAD | | |
| | CNY | | |
| | EUR | | |
| | HKD | | |

| | Currency |
|---------------------------------|----------------|
| Bank Mega Tbk | IDR |
| | AUD |
| | CAD |
| | CNY |
| | EUR |
| | HKD |
| | GBP |
| | JPY |
| | SGD |
| | THB |
| | USD |
| | Other currency |
| | Currency |
| Bank Mayapada Internasional Tbk | IDR |
| | AUD |
| | CAD |
| | CNY |
| | EUR |
| | HKD |
| | GBP |
| | JPY |
| | SGD |
| | THB |
| | USD |
| | Other currency |
| | Currency |
| Bank Danamon Indonesia Tbk | IDR |
| | AUD |
| | CAD |
| | CNY |
| | EUR |
| | HKD |

| | lainnya | | |
|---------------------------------|-------------------|--|--|
| | Mata uang | | |
| Bank Mega Tbk | IDR | | |
| | AUD | | |
| | CAD | | |
| | CNY | | |
| | EUR | | |
| | HKD | | |
| | GBP | | |
| | JPY | | |
| | SGD | | |
| | THB | | |
| | USD | | |
| | Mata uang lainnya | | |
| | Mata uang | | |
| Bank Mayapada Internasional Tbk | IDR | | |
| | AUD | | |
| | CAD | | |
| | CNY | | |
| | EUR | | |
| | HKD | | |
| | GBP | | |
| | JPY | | |
| | SGD | | |
| | THB | | |
| | USD | | |
| | Mata uang lainnya | | |
| | Mata uang | | |
| Bank Danamon Indonesia Tbk | IDR | | |
| | AUD | | |
| | CAD | | |
| | CNY | | |
| | EUR | | |
| | HKD | | |

| | Currency |
|---------------------------------|----------------|
| Bank Mega Tbk | IDR |
| | AUD |
| | CAD |
| | CNY |
| | EUR |
| | HKD |
| | GBP |
| | JPY |
| | SGD |
| | THB |
| | USD |
| | Other currency |
| | Currency |
| Bank Mayapada Internasional Tbk | IDR |
| | AUD |
| | CAD |
| | CNY |
| | EUR |
| | HKD |
| | GBP |
| | JPY |
| | SGD |
| | THB |
| | USD |
| | Other currency |
| | Currency |
| Bank Danamon Indonesia Tbk | IDR |
| | AUD |
| | CAD |
| | CNY |
| | EUR |
| | HKD |

| | | | | | | | | | |
|----------------------------|-------------------|--|--|----------------------------|----------------|----------------------------|-----|----------------------------|----------------|
| | GBP | | | | GBP | | | | GBP |
| | JPY | | | | JPY | | | | JPY |
| | SGD | | | | SGD | | | | SGD |
| | THB | | | | THB | | | | THB |
| | USD | | | | USD | | | | USD |
| | Mata uang lainnya | | | | Other currency | | | | Other currency |
| | Mata uang | | | | Currency | | | | Currency |
| Bank BTPN Syariah Tbk | IDR | | | Bank BTPN Syariah Tbk | IDR | Bank BTPN Syariah Tbk | IDR | Bank BTPN Syariah Tbk | IDR |
| | AUD | | | | AUD | | | | AUD |
| | CAD | | | | CAD | | | | CAD |
| | CNY | | | | CNY | | | | CNY |
| | EUR | | | | EUR | | | | EUR |
| | HKD | | | | HKD | | | | HKD |
| | GBP | | | | GBP | | | | GBP |
| | JPY | | | | JPY | | | | JPY |
| | SGD | | | | SGD | | | | SGD |
| | THB | | | | THB | | | | THB |
| | USD | | | | USD | | | | USD |
| | Mata uang lainnya | | | | Other currency | | | | Other currency |
| | Mata uang | | | | Currency | | | | Currency |
| Bank Maybank Indonesia Tbk | IDR | | | Bank Maybank Indonesia Tbk | IDR | Bank Maybank Indonesia Tbk | IDR | Bank Maybank Indonesia Tbk | IDR |
| | AUD | | | | AUD | | | | AUD |
| | CAD | | | | CAD | | | | CAD |
| | CNY | | | | CNY | | | | CNY |
| | EUR | | | | EUR | | | | EUR |
| | HKD | | | | HKD | | | | HKD |
| | GBP | | | | GBP | | | | GBP |
| | JPY | | | | JPY | | | | JPY |
| | SGD | | | | SGD | | | | SGD |
| | THB | | | | THB | | | | THB |
| | USD | | | | USD | | | | USD |
| | Mata uang lainnya | | | | Other currency | | | | Other currency |
| | Mata | | | | Currency | | | | Currency |

| | | | |
|-------------------------------------|-------------------|--|--|
| | uang | | |
| Bank Pan Indonesia Tbk | IDR | | |
| | AUD | | |
| | CAD | | |
| | CNY | | |
| | EUR | | |
| | HKD | | |
| | GBP | | |
| | JPY | | |
| | SGD | | |
| | THB | | |
| | USD | | |
| | Mata uang lainnya | | |
| | Mata uang | | |
| | | | |
| Bank Cimb Niaga Tbk | IDR | | |
| | AUD | | |
| | CAD | | |
| | CNY | | |
| | EUR | | |
| | HKD | | |
| | GBP | | |
| | JPY | | |
| | SGD | | |
| | THB | | |
| | USD | | |
| | Mata uang lainnya | | |
| | Mata uang | | |
| | | | |
| Bank Rakyat Indonesia Agroniaga Tbk | IDR | | |
| | AUD | | |
| | CAD | | |
| | CNY | | |
| | EUR | | |
| | HKD | | |
| | GBP | | |

| | |
|-------------------------------------|----------------|
| | IDR |
| Bank Pan Indonesia Tbk | IDR |
| | AUD |
| | CAD |
| | CNY |
| | EUR |
| | HKD |
| | GBP |
| | JPY |
| | SGD |
| | THB |
| | USD |
| | Other currency |
| | Currency |
| | |
| Bank Cimb Niaga Tbk | IDR |
| | AUD |
| | CAD |
| | CNY |
| | EUR |
| | HKD |
| | GBP |
| | JPY |
| | SGD |
| | THB |
| | USD |
| | Other currency |
| | Currency |
| | |
| Bank Rakyat Indonesia Agroniaga Tbk | IDR |
| | AUD |
| | CAD |
| | CNY |
| | EUR |
| | HKD |
| | GBP |

| | | | |
|-------------------------------------|-------------------|--|--|
| | uang | | |
| Bank Pan Indonesia Tbk | IDR | | |
| | AUD | | |
| | CAD | | |
| | CNY | | |
| | EUR | | |
| | HKD | | |
| | GBP | | |
| | JPY | | |
| | SGD | | |
| | THB | | |
| | USD | | |
| | Mata uang lainnya | | |
| | Mata uang | | |
| | | | |
| Bank Cimb Niaga Tbk | IDR | | |
| | AUD | | |
| | CAD | | |
| | CNY | | |
| | EUR | | |
| | HKD | | |
| | GBP | | |
| | JPY | | |
| | SGD | | |
| | THB | | |
| | USD | | |
| | Mata uang lainnya | | |
| | Mata uang | | |
| | | | |
| Bank Rakyat Indonesia Agroniaga Tbk | IDR | | |
| | AUD | | |
| | CAD | | |
| | CNY | | |
| | EUR | | |
| | HKD | | |
| | GBP | | |

| | |
|-------------------------------------|----------------|
| | IDR |
| Bank Pan Indonesia Tbk | IDR |
| | AUD |
| | CAD |
| | CNY |
| | EUR |
| | HKD |
| | GBP |
| | JPY |
| | SGD |
| | THB |
| | USD |
| | Other currency |
| | Currency |
| | |
| Bank Cimb Niaga Tbk | IDR |
| | AUD |
| | CAD |
| | CNY |
| | EUR |
| | HKD |
| | GBP |
| | JPY |
| | SGD |
| | THB |
| | USD |
| | Other currency |
| | Currency |
| | |
| Bank Rakyat Indonesia Agroniaga Tbk | IDR |
| | AUD |
| | CAD |
| | CNY |
| | EUR |
| | HKD |
| | GBP |

| | | | | | | | | | | |
|------------------------------------|-------------------|--|--|------------------------------------|----------------|------------------------------------|--|--|------------------------------------|----------------|
| | JPY | | | | JPY | | | | JPY | |
| | SGD | | | | SGD | | | | SGD | |
| | THB | | | | THB | | | | THB | |
| | USD | | | | USD | | | | USD | |
| | Mata uang lainnya | | | | Other currency | | | | Other currency | |
| | Mata uang | | | | Currency | | | | Currency | |
| Bank Btpn Tbk | IDR | | | Bank Btpn Tbk | IDR | Bank Btpn Tbk | | | Bank Btpn Tbk | IDR |
| | AUD | | | | AUD | | | | | AUD |
| | CAD | | | | CAD | | | | | CAD |
| | CNY | | | | CNY | | | | | CNY |
| | EUR | | | | EUR | | | | | EUR |
| | HKD | | | | HKD | | | | | HKD |
| | GBP | | | | GBP | | | | | GBP |
| | JPY | | | | JPY | | | | | JPY |
| | SGD | | | | SGD | | | | | SGD |
| | THB | | | | THB | | | | | THB |
| | USD | | | | USD | | | | | USD |
| | Mata uang lainnya | | | | Other currency | | | | | Other currency |
| | Mata uang | | | | Currency | | | | | Currency |
| Bank Tabungan Negara (Persero) Tbk | IDR | | | Bank Tabungan Negara (Persero) Tbk | IDR | Bank Tabungan Negara (Persero) Tbk | | | Bank Tabungan Negara (Persero) Tbk | IDR |
| | AUD | | | | AUD | | | | | AUD |
| | CAD | | | | CAD | | | | | CAD |
| | CNY | | | | CNY | | | | | CNY |
| | EUR | | | | EUR | | | | | EUR |
| | HKD | | | | HKD | | | | | HKD |
| | GBP | | | | GBP | | | | | GBP |
| | JPY | | | | JPY | | | | | JPY |
| | SGD | | | | SGD | | | | | SGD |
| | THB | | | | THB | | | | | THB |
| | USD | | | | USD | | | | | USD |
| | Mata uang lainnya | | | | Other currency | | | | | Other currency |
| | Mata uang | | | | Currency | | | | | Currency |

| | | | |
|---|-------------------|--|--|
| Bank OCBC Nisp Tbk | IDR | | |
| | AUD | | |
| | CAD | | |
| | CNY | | |
| | EUR | | |
| | HKD | | |
| | GBP | | |
| | JPY | | |
| | SGD | | |
| | THB | | |
| | USD | | |
| | Mata uang lainnya | | |
| | Mata uang | | |
| | | | |
| Bank KB Bukopin Tbk | IDR | | |
| | AUD | | |
| | CAD | | |
| | CNY | | |
| | EUR | | |
| | HKD | | |
| | GBP | | |
| | JPY | | |
| | SGD | | |
| | THB | | |
| | USD | | |
| | Mata uang lainnya | | |
| | Mata uang | | |
| | | | |
| Bank Pembangunan Daerah Jawa Barat dan Banten Tbk | IDR | | |
| | AUD | | |
| | CAD | | |
| | CNY | | |
| | EUR | | |
| | HKD | | |
| | GBP | | |
| | JPY | | |

| | | | |
|---|----------------|--|--|
| Bank OCBC Nisp Tbk | IDR | | |
| | AUD | | |
| | CAD | | |
| | CNY | | |
| | EUR | | |
| | HKD | | |
| | GBP | | |
| | JPY | | |
| | SGD | | |
| | THB | | |
| | USD | | |
| | Other currency | | |
| | Currency | | |
| | | | |
| Bank KB Bukopin Tbk | IDR | | |
| | AUD | | |
| | CAD | | |
| | CNY | | |
| | EUR | | |
| | HKD | | |
| | GBP | | |
| | JPY | | |
| | SGD | | |
| | THB | | |
| | USD | | |
| | Other currency | | |
| | Currency | | |
| | | | |
| Bank Pembangunan Daerah Jawa Barat dan Banten Tbk | IDR | | |
| | AUD | | |
| | CAD | | |
| | CNY | | |
| | EUR | | |
| | HKD | | |
| | GBP | | |
| | JPY | | |

| | | | |
|---|-------------------|--|--|
| Bank OCBC Nisp Tbk | IDR | | |
| | AUD | | |
| | CAD | | |
| | CNY | | |
| | EUR | | |
| | HKD | | |
| | GBP | | |
| | JPY | | |
| | SGD | | |
| | THB | | |
| | USD | | |
| | Mata uang lainnya | | |
| | Mata uang | | |
| | | | |
| Bank KB Bukopin Tbk | IDR | | |
| | AUD | | |
| | CAD | | |
| | CNY | | |
| | EUR | | |
| | HKD | | |
| | GBP | | |
| | JPY | | |
| | SGD | | |
| | THB | | |
| | USD | | |
| | Mata uang lainnya | | |
| | Mata uang | | |
| | | | |
| Bank Pembangunan Daerah Jawa Barat dan Banten Tbk | IDR | | |
| | AUD | | |
| | CAD | | |
| | CNY | | |
| | EUR | | |
| | HKD | | |
| | GBP | | |
| | JPY | | |

| | | | |
|---|----------------|--|--|
| Bank OCBC Nisp Tbk | IDR | | |
| | AUD | | |
| | CAD | | |
| | CNY | | |
| | EUR | | |
| | HKD | | |
| | GBP | | |
| | JPY | | |
| | SGD | | |
| | THB | | |
| | USD | | |
| | Other currency | | |
| | Currency | | |
| | | | |
| Bank KB Bukopin Tbk | IDR | | |
| | AUD | | |
| | CAD | | |
| | CNY | | |
| | EUR | | |
| | HKD | | |
| | GBP | | |
| | JPY | | |
| | SGD | | |
| | THB | | |
| | USD | | |
| | Other currency | | |
| | Currency | | |
| | | | |
| Bank Pembangunan Daerah Jawa Barat dan Banten Tbk | IDR | | |
| | AUD | | |
| | CAD | | |
| | CNY | | |
| | EUR | | |
| | HKD | | |
| | GBP | | |
| | JPY | | |

| | | | | | | | | | | |
|--------------------|-------------------|-----------------|-----------------|-----------------------|----------------|--------------------|-----------------|-----------------|-----------------------|----------------|
| | SGD | | | | SGD | | | | SGD | |
| | THB | | | | THB | | | | THB | |
| | USD | | | | USD | | | | USD | |
| | Mata uang lainnya | | | | Other currency | | | | Other currency | |
| | Mata uang | | | | Currency | | | | Currency | |
| Pinjaman sindikasi | IDR | | | Syndicated bank loans | IDR | Pinjaman sindikasi | | | Syndicated bank loans | IDR |
| | AUD | | | | AUD | | | | | AUD |
| | CAD | | | | CAD | | | | | CAD |
| | CNY | | | | CNY | | | | | CNY |
| | EUR | | | | EUR | | | | | EUR |
| | HKD | | | | HKD | | | | | HKD |
| | GBP | | | | GBP | | | | | GBP |
| | JPY | | | | JPY | | | | | JPY |
| | SGD | | | | SGD | | | | | SGD |
| | THB | | | | THB | | | | | THB |
| | USD | | | | USD | | | | | USD |
| | Mata uang lainnya | | | | Other currency | | | | | Other currency |
| | Mata uang | | | | Currency | | | | | Currency |
| Bank asing lainnya | IDR | | | Other foreign banks | IDR | Bank asing lainnya | | | Other foreign banks | IDR |
| | AUD | | | | AUD | | | | | AUD |
| | CAD | | | | CAD | | | | | CAD |
| | CNY | | | | CNY | | | | | CNY |
| | EUR | | | | EUR | | | | | EUR |
| | HKD | | | | HKD | | | | | HKD |
| | GBP | | | | GBP | | | | | GBP |
| | JPY | | | | JPY | | | | | JPY |
| | SGD | | | | SGD | | | | | SGD |
| | THB | | | | THB | | | | | THB |
| | USD | | | | USD | | | | | USD |
| | Mata uang lainnya | | | | Other currency | | | | | Other currency |
| | Mata uang | | | | Currency | | | | | Currency |
| Bank lokal lainnya | IDR | 700,127,052,202 | 700,127,052,202 | Other local banks | IDR | Bank lokal lainnya | 700,127,052,202 | 700,127,052,202 | Other local banks | IDR |

| | | |
|-------------------|-----------------|-----------------|
| AUD | | |
| CAD | | |
| CNY | | |
| EUR | | |
| HKD | | |
| GBP | | |
| JPY | | |
| SGD | | |
| THB | | |
| USD | | |
| Mata uang lainnya | | |
| Mata uang | 700,127,052,202 | 700,127,052,202 |

| |
|----------------|
| AUD |
| CAD |
| CNY |
| EUR |
| HKD |
| GBP |
| JPY |
| SGD |
| THB |
| USD |
| Other currency |
| Currency |

| | | |
|-------------------|-----------------|-----------------|
| AUD | | |
| CAD | | |
| CNY | | |
| EUR | | |
| HKD | | |
| GBP | | |
| JPY | | |
| SGD | | |
| THB | | |
| USD | | |
| Mata uang lainnya | | |
| Mata uang | 700,127,052,202 | 700,127,052,202 |

| |
|----------------|
| AUD |
| CAD |
| CNY |
| EUR |
| HKD |
| GBP |
| JPY |
| SGD |
| THB |
| USD |
| Other currency |
| Currency |

30 June 2024

Catatan utang bank jangka pendek

Notes for short-term bank loans

| Kreditur nama bank | Catatan utang bank jangka pendek [baris komponen] | | Mata uang | Creditor bank name | Currency |
|--------------------|---|--------------------------|-----------|--------------------|----------|
| | Utang bank jangka pendek, nilai dalam mata uang asing | Utang bank jangka pendek | | | |
| | 700,127,052,202 | 700,127,052,202 | | | |

Catatan utang bank jangka pendek

Notes for short-term bank loans

| Kreditur nama bank | Catatan utang bank jangka pendek [baris komponen] | | Mata uang | Creditor bank name | Currency |
|--------------------|---|--------------------------|-----------|--------------------|----------|
| | Utang bank jangka pendek, nilai dalam mata uang asing | Utang bank jangka pendek | | | |
| | 700,127,052,202 | 700,127,052,202 | | | |

[3693100] Disclosure of Notes to the financial statements - Short-Term Bank Loans - Infrastructure Industry

Pengungkapan

Disclosure

| | 30 June 2024 | Disclosure |
|--|--------------|--|
| Pengungkapan Pengungkapan catatan atas utang bank jangka pendek | | Disclosure Disclosure of notes for short-term bank loans |

[3696000_BD] Notes to the financial statements - Short-Term Bank Loans Interest Information (breakdown) - Infrastructure Industry

30 June 2024

Catatan utang bank jangka pendek Notes for short-term bank loans Catatan utang bank jangka pendek Notes for short-term bank loans

| | | <u>Catatan utang bank jangka pendek [baris komponen]</u> | | | | | | <u>Catatan utang bank jangka pendek [baris komponen]</u> | | | |
|-----------------------|-------------------------------------|--|---|---------------------------------------|---|-----------------------|----------------|--|---|---------------------------------------|---|
| | | <u>Utang bank jangka pendek, nilai dalam mata uang asing</u> | <u>Jatuh tempo utang bank jangka pendek</u> | <u>Bunga utang bank jangka pendek</u> | <u>Jenis bunga utang bank jangka pendek</u> | | | <u>Utang bank jangka pendek, nilai dalam mata uang asing</u> | <u>Jatuh tempo utang bank jangka pendek</u> | <u>Bunga utang bank jangka pendek</u> | <u>Jenis bunga utang bank jangka pendek</u> |
| Bank Central Asia Tbk | IDR | | | | | Bank Central Asia Tbk | IDR | | | | |
| | AUD | | | | | | AUD | | | | |
| | CAD | | | | | | CAD | | | | |
| | CNY | | | | | | CNY | | | | |
| | EUR | | | | | | EUR | | | | |
| | HKD | | | | | | HKD | | | | |
| | GBP | | | | | | GBP | | | | |
| | JPY | | | | | | JPY | | | | |
| | SGD | | | | | | SGD | | | | |
| | THB | | | | | | THB | | | | |
| | USD | | | | | | USD | | | | |
| | Mata uang lainnya | | | | | | Other currency | | | | |
| | Bank Rakyat Indonesia (Persero) Tbk | IDR | | | | | | Bank Rakyat Indonesia (Persero) Tbk | IDR | | |
| AUD | | | | | | AUD | | | | | |
| CAD | | | | | | CAD | | | | | |
| CNY | | | | | | CNY | | | | | |
| EUR | | | | | | EUR | | | | | |
| HKD | | | | | | HKD | | | | | |
| GBP | | | | | | GBP | | | | | |
| JPY | | | | | | JPY | | | | | |
| SGD | | | | | | SGD | | | | | |
| THB | | | | | | THB | | | | | |
| USD | | | | | | USD | | | | | |
| Mata | | | | | | Other | | | | | |

| | uang lainnya | | | | | |
|---|-------------------------------|-----|--|--|--|--|
| Bank Mandiri (Persero) Tbk | IDR | | | | | |
| | AUD | | | | | |
| | CAD | | | | | |
| | CNY | | | | | |
| | EUR | | | | | |
| | HKD | | | | | |
| | GBP | | | | | |
| | JPY | | | | | |
| | SGD | | | | | |
| | THB | | | | | |
| | USD | | | | | |
| | Mata uang lainnya | | | | | |
| | Bank Syariah Indonesia Tbk | IDR | | | | |
| | | AUD | | | | |
| CAD | | | | | | |
| CNY | | | | | | |
| EUR | | | | | | |
| HKD | | | | | | |
| GBP | | | | | | |
| JPY | | | | | | |
| SGD | | | | | | |
| THB | | | | | | |
| USD | | | | | | |
| Mata uang lainnya | | | | | | |
| Bank Negara Indonesia (Persero) Tbk | | IDR | | | | |
| | | AUD | | | | |
| | CAD | | | | | |
| | CNY | | | | | |
| | EUR | | | | | |
| | HKD | | | | | |
| | GBP | | | | | |
| | JPY | | | | | |
| | SGD | | | | | |
| | THB | | | | | |
| | | | | | | |
| | | | | | | |
| | | | | | | |

| | currency | |
|---|-------------------------------|-----|
| Bank Mandiri (Persero) Tbk | IDR | |
| | AUD | |
| | CAD | |
| | CNY | |
| | EUR | |
| | HKD | |
| | GBP | |
| | JPY | |
| | SGD | |
| | THB | |
| | USD | |
| | Other currency | |
| | Bank Syariah Indonesia Tbk | IDR |
| | | AUD |
| CAD | | |
| CNY | | |
| EUR | | |
| HKD | | |
| GBP | | |
| JPY | | |
| SGD | | |
| THB | | |
| USD | | |
| Other currency | | |
| Bank Negara Indonesia (Persero) Tbk | | IDR |
| | | AUD |
| | CAD | |
| | CNY | |
| | EUR | |
| | HKD | |
| | GBP | |
| | JPY | |
| | SGD | |
| | THB | |
| | | |
| | | |
| | | |

| | uang lainnya | | | | | |
|---|-------------------------------|-----|--|--|--|--|
| Bank Mandiri (Persero) Tbk | IDR | | | | | |
| | AUD | | | | | |
| | CAD | | | | | |
| | CNY | | | | | |
| | EUR | | | | | |
| | HKD | | | | | |
| | GBP | | | | | |
| | JPY | | | | | |
| | SGD | | | | | |
| | THB | | | | | |
| | USD | | | | | |
| | Mata uang lainnya | | | | | |
| | Bank Syariah Indonesia Tbk | IDR | | | | |
| | | AUD | | | | |
| CAD | | | | | | |
| CNY | | | | | | |
| EUR | | | | | | |
| HKD | | | | | | |
| GBP | | | | | | |
| JPY | | | | | | |
| SGD | | | | | | |
| THB | | | | | | |
| USD | | | | | | |
| Mata uang lainnya | | | | | | |
| Bank Negara Indonesia (Persero) Tbk | | IDR | | | | |
| | | AUD | | | | |
| | CAD | | | | | |
| | CNY | | | | | |
| | EUR | | | | | |
| | HKD | | | | | |
| | GBP | | | | | |
| | JPY | | | | | |
| | SGD | | | | | |
| | THB | | | | | |
| | | | | | | |
| | | | | | | |
| | | | | | | |

| | currency | |
|---|-------------------------------|-----|
| Bank Mandiri (Persero) Tbk | IDR | |
| | AUD | |
| | CAD | |
| | CNY | |
| | EUR | |
| | HKD | |
| | GBP | |
| | JPY | |
| | SGD | |
| | THB | |
| | USD | |
| | Other currency | |
| | Bank Syariah Indonesia Tbk | IDR |
| | | AUD |
| CAD | | |
| CNY | | |
| EUR | | |
| HKD | | |
| GBP | | |
| JPY | | |
| SGD | | |
| THB | | |
| USD | | |
| Other currency | | |
| Bank Negara Indonesia (Persero) Tbk | | IDR |
| | | AUD |
| | CAD | |
| | CNY | |
| | EUR | |
| | HKD | |
| | GBP | |
| | JPY | |
| | SGD | |
| | THB | |
| | | |
| | | |
| | | |

| | | | | | |
|------------------|-------------------|--|--|--|--|
| | USD | | | | |
| | Mata uang lainnya | | | | |
| Bank Jago Tbk | IDR | | | | |
| | AUD | | | | |
| | CAD | | | | |
| | CNY | | | | |
| | EUR | | | | |
| | HKD | | | | |
| | GBP | | | | |
| | JPY | | | | |
| | SGD | | | | |
| | THB | | | | |
| | USD | | | | |
| | Mata uang lainnya | | | | |
| Bank Permata Tbk | IDR | | | | |
| | AUD | | | | |
| | CAD | | | | |
| | CNY | | | | |
| | EUR | | | | |
| | HKD | | | | |
| | GBP | | | | |
| | JPY | | | | |
| | SGD | | | | |
| | THB | | | | |
| | USD | | | | |
| | Mata uang lainnya | | | | |
| Bank Mega Tbk | IDR | | | | |
| | AUD | | | | |
| | CAD | | | | |
| | CNY | | | | |
| | EUR | | | | |
| | HKD | | | | |
| | GBP | | | | |
| | JPY | | | | |

| | | | | | |
|------------------|----------------|--|--|--|--|
| | USD | | | | |
| | Other currency | | | | |
| Bank Jago Tbk | IDR | | | | |
| | AUD | | | | |
| | CAD | | | | |
| | CNY | | | | |
| | EUR | | | | |
| | HKD | | | | |
| | GBP | | | | |
| | JPY | | | | |
| | SGD | | | | |
| | THB | | | | |
| | USD | | | | |
| | Other currency | | | | |
| Bank Permata Tbk | IDR | | | | |
| | AUD | | | | |
| | CAD | | | | |
| | CNY | | | | |
| | EUR | | | | |
| | HKD | | | | |
| | GBP | | | | |
| | JPY | | | | |
| | SGD | | | | |
| | THB | | | | |
| | USD | | | | |
| | Other currency | | | | |
| Bank Mega Tbk | IDR | | | | |
| | AUD | | | | |
| | CAD | | | | |
| | CNY | | | | |
| | EUR | | | | |
| | HKD | | | | |
| | GBP | | | | |
| | JPY | | | | |

| | | | | | |
|------------------|-------------------|--|--|--|--|
| | USD | | | | |
| | Mata uang lainnya | | | | |
| Bank Jago Tbk | IDR | | | | |
| | AUD | | | | |
| | CAD | | | | |
| | CNY | | | | |
| | EUR | | | | |
| | HKD | | | | |
| | GBP | | | | |
| | JPY | | | | |
| | SGD | | | | |
| | THB | | | | |
| | USD | | | | |
| | Mata uang lainnya | | | | |
| Bank Permata Tbk | IDR | | | | |
| | AUD | | | | |
| | CAD | | | | |
| | CNY | | | | |
| | EUR | | | | |
| | HKD | | | | |
| | GBP | | | | |
| | JPY | | | | |
| | SGD | | | | |
| | THB | | | | |
| | USD | | | | |
| | Mata uang lainnya | | | | |
| Bank Mega Tbk | IDR | | | | |
| | AUD | | | | |
| | CAD | | | | |
| | CNY | | | | |
| | EUR | | | | |
| | HKD | | | | |
| | GBP | | | | |
| | JPY | | | | |

| | | | | | |
|------------------|----------------|--|--|--|--|
| | USD | | | | |
| | Other currency | | | | |
| Bank Jago Tbk | IDR | | | | |
| | AUD | | | | |
| | CAD | | | | |
| | CNY | | | | |
| | EUR | | | | |
| | HKD | | | | |
| | GBP | | | | |
| | JPY | | | | |
| | SGD | | | | |
| | THB | | | | |
| | USD | | | | |
| | Other currency | | | | |
| Bank Permata Tbk | IDR | | | | |
| | AUD | | | | |
| | CAD | | | | |
| | CNY | | | | |
| | EUR | | | | |
| | HKD | | | | |
| | GBP | | | | |
| | JPY | | | | |
| | SGD | | | | |
| | THB | | | | |
| | USD | | | | |
| | Other currency | | | | |
| Bank Mega Tbk | IDR | | | | |
| | AUD | | | | |
| | CAD | | | | |
| | CNY | | | | |
| | EUR | | | | |
| | HKD | | | | |
| | GBP | | | | |
| | JPY | | | | |

| | | | | | | | | | | | | | | | |
|----------------------------|-------------------|--|--|--|--|--|----------------------------|----------------|----------------------------|-------------------|--|--|--|----------------------------|----------------|
| | GBP | | | | | | GBP | | | | | | | GBP | |
| | JPY | | | | | | JPY | | | | | | | JPY | |
| | SGD | | | | | | SGD | | | | | | | SGD | |
| | THB | | | | | | THB | | | | | | | THB | |
| | USD | | | | | | USD | | | | | | | USD | |
| | Mata uang lainnya | | | | | | Other currency | | | | | | | Other currency | |
| Bank Maybank Indonesia Tbk | IDR | | | | | | Bank Maybank Indonesia Tbk | IDR | Bank Maybank Indonesia Tbk | IDR | | | | Bank Maybank Indonesia Tbk | IDR |
| | AUD | | | | | | | AUD | | AUD | | | | | AUD |
| | CAD | | | | | | | CAD | | CAD | | | | | CAD |
| | CNY | | | | | | | CNY | | CNY | | | | | CNY |
| | EUR | | | | | | | EUR | | EUR | | | | | EUR |
| | HKD | | | | | | | HKD | | HKD | | | | | HKD |
| | GBP | | | | | | | GBP | | GBP | | | | | GBP |
| | JPY | | | | | | | JPY | | JPY | | | | | JPY |
| | SGD | | | | | | | SGD | | SGD | | | | | SGD |
| | THB | | | | | | | THB | | THB | | | | | THB |
| | USD | | | | | | | USD | | USD | | | | | USD |
| | Mata uang lainnya | | | | | | | Other currency | | Mata uang lainnya | | | | | Other currency |
| Bank Pan Indonesia Tbk | IDR | | | | | | Bank Pan Indonesia Tbk | IDR | Bank Pan Indonesia Tbk | IDR | | | | Bank Pan Indonesia Tbk | IDR |
| | AUD | | | | | | | AUD | | AUD | | | | | AUD |
| | CAD | | | | | | | CAD | | CAD | | | | | CAD |
| | CNY | | | | | | | CNY | | CNY | | | | | CNY |
| | EUR | | | | | | | EUR | | EUR | | | | | EUR |
| | HKD | | | | | | | HKD | | HKD | | | | | HKD |
| | GBP | | | | | | | GBP | | GBP | | | | | GBP |
| | JPY | | | | | | | JPY | | JPY | | | | | JPY |
| | SGD | | | | | | | SGD | | SGD | | | | | SGD |
| | THB | | | | | | | THB | | THB | | | | | THB |
| | USD | | | | | | | USD | | USD | | | | | USD |
| | Mata uang lainnya | | | | | | | Other currency | | Mata uang lainnya | | | | | Other currency |
| Bank Cimb Niaga Tbk | IDR | | | | | | Bank Cimb Niaga Tbk | IDR | Bank Cimb Niaga Tbk | IDR | | | | Bank Cimb Niaga Tbk | IDR |
| | AUD | | | | | | | AUD | | AUD | | | | | AUD |
| | CAD | | | | | | | CAD | | CAD | | | | | CAD |
| | CNY | | | | | | | CNY | | CNY | | | | | CNY |

| | | | | | | | | | | | | | | | |
|-------------------------------------|-------------------|--|--|--|--|--|-------------------------------------|----------------|--|--|--|--|--|-------------------------------------|----------------|
| | EUR | | | | | | EUR | | | | | | | EUR | |
| | HKD | | | | | | HKD | | | | | | | HKD | |
| | GBP | | | | | | GBP | | | | | | | GBP | |
| | JPY | | | | | | JPY | | | | | | | JPY | |
| | SGD | | | | | | SGD | | | | | | | SGD | |
| | THB | | | | | | THB | | | | | | | THB | |
| | USD | | | | | | USD | | | | | | | USD | |
| | Mata uang lainnya | | | | | | Other currency | | | | | | | Other currency | |
| Bank Rakyat Indonesia Agroniaga Tbk | IDR | | | | | | Bank Rakyat Indonesia Agroniaga Tbk | IDR | | | | | | Bank Rakyat Indonesia Agroniaga Tbk | IDR |
| | AUD | | | | | | | AUD | | | | | | | AUD |
| | CAD | | | | | | | CAD | | | | | | | CAD |
| | CNY | | | | | | | CNY | | | | | | | CNY |
| | EUR | | | | | | | EUR | | | | | | | EUR |
| | HKD | | | | | | | HKD | | | | | | | HKD |
| | GBP | | | | | | | GBP | | | | | | | GBP |
| | JPY | | | | | | | JPY | | | | | | | JPY |
| | SGD | | | | | | | SGD | | | | | | | SGD |
| | THB | | | | | | | THB | | | | | | | THB |
| | USD | | | | | | | USD | | | | | | | USD |
| | Mata uang lainnya | | | | | | | Other currency | | | | | | | Other currency |
| Bank Btpn Tbk | IDR | | | | | | Bank Btpn Tbk | IDR | | | | | | Bank Btpn Tbk | IDR |
| | AUD | | | | | | | AUD | | | | | | | AUD |
| | CAD | | | | | | | CAD | | | | | | | CAD |
| | CNY | | | | | | | CNY | | | | | | | CNY |
| | EUR | | | | | | | EUR | | | | | | | EUR |
| | HKD | | | | | | | HKD | | | | | | | HKD |
| | GBP | | | | | | | GBP | | | | | | | GBP |
| | JPY | | | | | | | JPY | | | | | | | JPY |
| | SGD | | | | | | | SGD | | | | | | | SGD |
| | THB | | | | | | | THB | | | | | | | THB |
| | USD | | | | | | | USD | | | | | | | USD |
| | Mata uang lainnya | | | | | | | Other currency | | | | | | | Other currency |
| Bank Tabungan Negara (Persero) Tbk | IDR | | | | | | Bank Tabungan Negara (Persero) Tbk | IDR | | | | | | Bank Tabungan Negara (Persero) Tbk | IDR |
| | AUD | | | | | | | AUD | | | | | | | AUD |

| | | | | |
|-------------------|--|--|--|--|
| CAD | | | | |
| CNY | | | | |
| EUR | | | | |
| HKD | | | | |
| GBP | | | | |
| JPY | | | | |
| SGD | | | | |
| THB | | | | |
| USD | | | | |
| Mata uang lainnya | | | | |

| | | | | |
|----------------|--|--|--|--|
| CAD | | | | |
| CNY | | | | |
| EUR | | | | |
| HKD | | | | |
| GBP | | | | |
| JPY | | | | |
| SGD | | | | |
| THB | | | | |
| USD | | | | |
| Other currency | | | | |

| | | | | |
|-------------------|--|--|--|--|
| CAD | | | | |
| CNY | | | | |
| EUR | | | | |
| HKD | | | | |
| GBP | | | | |
| JPY | | | | |
| SGD | | | | |
| THB | | | | |
| USD | | | | |
| Mata uang lainnya | | | | |

| | | | | |
|----------------|--|--|--|--|
| CAD | | | | |
| CNY | | | | |
| EUR | | | | |
| HKD | | | | |
| GBP | | | | |
| JPY | | | | |
| SGD | | | | |
| THB | | | | |
| USD | | | | |
| Other currency | | | | |

Bank OCBC Nisp Tbk

| | | | | |
|-------------------|--|--|--|--|
| IDR | | | | |
| AUD | | | | |
| CAD | | | | |
| CNY | | | | |
| EUR | | | | |
| HKD | | | | |
| GBP | | | | |
| JPY | | | | |
| SGD | | | | |
| THB | | | | |
| USD | | | | |
| Mata uang lainnya | | | | |

Bank OCBC Nisp Tbk

| | | | | |
|----------------|--|--|--|--|
| IDR | | | | |
| AUD | | | | |
| CAD | | | | |
| CNY | | | | |
| EUR | | | | |
| HKD | | | | |
| GBP | | | | |
| JPY | | | | |
| SGD | | | | |
| THB | | | | |
| USD | | | | |
| Other currency | | | | |

Bank OCBC Nisp Tbk

| | | | | |
|-------------------|--|--|--|--|
| IDR | | | | |
| AUD | | | | |
| CAD | | | | |
| CNY | | | | |
| EUR | | | | |
| HKD | | | | |
| GBP | | | | |
| JPY | | | | |
| SGD | | | | |
| THB | | | | |
| USD | | | | |
| Mata uang lainnya | | | | |

Bank OCBC Nisp Tbk

| | | | | |
|----------------|--|--|--|--|
| IDR | | | | |
| AUD | | | | |
| CAD | | | | |
| CNY | | | | |
| EUR | | | | |
| HKD | | | | |
| GBP | | | | |
| JPY | | | | |
| SGD | | | | |
| THB | | | | |
| USD | | | | |
| Other currency | | | | |

Bank KB Bukopin Tbk

| | | | | |
|-------------------|--|--|--|--|
| IDR | | | | |
| AUD | | | | |
| CAD | | | | |
| CNY | | | | |
| EUR | | | | |
| HKD | | | | |
| GBP | | | | |
| JPY | | | | |
| SGD | | | | |
| THB | | | | |
| USD | | | | |
| Mata uang lainnya | | | | |

Bank KB Bukopin Tbk

| | | | | |
|----------------|--|--|--|--|
| IDR | | | | |
| AUD | | | | |
| CAD | | | | |
| CNY | | | | |
| EUR | | | | |
| HKD | | | | |
| GBP | | | | |
| JPY | | | | |
| SGD | | | | |
| THB | | | | |
| USD | | | | |
| Other currency | | | | |

Bank KB Bukopin Tbk

| | | | | |
|-------------------|--|--|--|--|
| IDR | | | | |
| AUD | | | | |
| CAD | | | | |
| CNY | | | | |
| EUR | | | | |
| HKD | | | | |
| GBP | | | | |
| JPY | | | | |
| SGD | | | | |
| THB | | | | |
| USD | | | | |
| Mata uang lainnya | | | | |

Bank KB Bukopin Tbk

| | | | | |
|----------------|--|--|--|--|
| IDR | | | | |
| AUD | | | | |
| CAD | | | | |
| CNY | | | | |
| EUR | | | | |
| HKD | | | | |
| GBP | | | | |
| JPY | | | | |
| SGD | | | | |
| THB | | | | |
| USD | | | | |
| Other currency | | | | |

| | | | | | |
|---|--------------------|-----|--|--|--|
| Bank Pembangunan Daerah Jawa Barat dan Banten Tbk | IDR | | | | |
| | AUD | | | | |
| | CAD | | | | |
| | CNY | | | | |
| | EUR | | | | |
| | HKD | | | | |
| | GBP | | | | |
| | JPY | | | | |
| | SGD | | | | |
| | THB | | | | |
| | USD | | | | |
| | Mata uang lainnya | | | | |
| | Pinjaman sindikasi | IDR | | | |
| AUD | | | | | |
| CAD | | | | | |
| CNY | | | | | |
| EUR | | | | | |
| HKD | | | | | |
| GBP | | | | | |
| JPY | | | | | |
| SGD | | | | | |
| THB | | | | | |
| USD | | | | | |
| Mata uang lainnya | | | | | |
| Bank asing lainnya | | IDR | | | |
| | AUD | | | | |
| | CAD | | | | |
| | CNY | | | | |
| | EUR | | | | |
| | HKD | | | | |
| | GBP | | | | |
| | JPY | | | | |
| | SGD | | | | |
| | THB | | | | |
| | USD | | | | |
| | Mata | | | | |

| | | | | | |
|---|-----------------------|-----|--|--|--|
| Bank Pembangunan Daerah Jawa Barat dan Banten Tbk | IDR | | | | |
| | AUD | | | | |
| | CAD | | | | |
| | CNY | | | | |
| | EUR | | | | |
| | HKD | | | | |
| | GBP | | | | |
| | JPY | | | | |
| | SGD | | | | |
| | THB | | | | |
| | USD | | | | |
| | Other currency | | | | |
| | Syndicated bank loans | IDR | | | |
| AUD | | | | | |
| CAD | | | | | |
| CNY | | | | | |
| EUR | | | | | |
| HKD | | | | | |
| GBP | | | | | |
| JPY | | | | | |
| SGD | | | | | |
| THB | | | | | |
| USD | | | | | |
| Other currency | | | | | |
| Other foreign banks | | IDR | | | |
| | AUD | | | | |
| | CAD | | | | |
| | CNY | | | | |
| | EUR | | | | |
| | HKD | | | | |
| | GBP | | | | |
| | JPY | | | | |
| | SGD | | | | |
| | THB | | | | |
| | USD | | | | |
| | Other | | | | |

| | | | | | |
|---|--------------------|-----|--|--|--|
| Bank Pembangunan Daerah Jawa Barat dan Banten Tbk | IDR | | | | |
| | AUD | | | | |
| | CAD | | | | |
| | CNY | | | | |
| | EUR | | | | |
| | HKD | | | | |
| | GBP | | | | |
| | JPY | | | | |
| | SGD | | | | |
| | THB | | | | |
| | USD | | | | |
| | Mata uang lainnya | | | | |
| | Pinjaman sindikasi | IDR | | | |
| AUD | | | | | |
| CAD | | | | | |
| CNY | | | | | |
| EUR | | | | | |
| HKD | | | | | |
| GBP | | | | | |
| JPY | | | | | |
| SGD | | | | | |
| THB | | | | | |
| USD | | | | | |
| Mata uang lainnya | | | | | |
| Bank asing lainnya | | IDR | | | |
| | AUD | | | | |
| | CAD | | | | |
| | CNY | | | | |
| | EUR | | | | |
| | HKD | | | | |
| | GBP | | | | |
| | JPY | | | | |
| | SGD | | | | |
| | THB | | | | |
| | USD | | | | |
| | Mata | | | | |

| | | | | | |
|---|-----------------------|-----|--|--|--|
| Bank Pembangunan Daerah Jawa Barat dan Banten Tbk | IDR | | | | |
| | AUD | | | | |
| | CAD | | | | |
| | CNY | | | | |
| | EUR | | | | |
| | HKD | | | | |
| | GBP | | | | |
| | JPY | | | | |
| | SGD | | | | |
| | THB | | | | |
| | USD | | | | |
| | Other currency | | | | |
| | Syndicated bank loans | IDR | | | |
| AUD | | | | | |
| CAD | | | | | |
| CNY | | | | | |
| EUR | | | | | |
| HKD | | | | | |
| GBP | | | | | |
| JPY | | | | | |
| SGD | | | | | |
| THB | | | | | |
| USD | | | | | |
| Other currency | | | | | |
| Other foreign banks | | IDR | | | |
| | AUD | | | | |
| | CAD | | | | |
| | CNY | | | | |
| | EUR | | | | |
| | HKD | | | | |
| | GBP | | | | |
| | JPY | | | | |
| | SGD | | | | |
| | THB | | | | |
| | USD | | | | |
| | Other | | | | |

| | uang lainnya | | | | | currency | |
|--------------------|-------------------------|-----------------|--|------|-------|-------------------|-------------------|
| Bank lokal lainnya | IDR | 700,127,052,202 | | 0,02 | Fixed | Other local banks | IDR |
| | AUD | | | | | | AUD |
| | CAD | | | | | | CAD |
| | CNY | | | | | | CNY |
| | EUR | | | | | | EUR |
| | HKD | | | | | | HKD |
| | GBP | | | | | | GBP |
| | JPY | | | | | | JPY |
| | SGD | | | | | | SGD |
| | THB | | | | | | THB |
| | USD | | | | | | USD |
| | Mata uang lainnya | | | | | | Other currency |

| | uang lainnya | | | | | currency | |
|--------------------|-------------------------|-----------------|--|------|-------|-------------------|-------------------|
| Bank lokal lainnya | IDR | 700,127,052,202 | | 0,02 | Fixed | Other local banks | IDR |
| | AUD | | | | | | AUD |
| | CAD | | | | | | CAD |
| | CNY | | | | | | CNY |
| | EUR | | | | | | EUR |
| | HKD | | | | | | HKD |
| | GBP | | | | | | GBP |
| | JPY | | | | | | JPY |
| | SGD | | | | | | SGD |
| | THB | | | | | | THB |
| | USD | | | | | | USD |
| | Mata uang lainnya | | | | | | Other currency |

30 June 2024

Catatan utang bank jangka pendek **Notes for short-term bank loans**

| <u>Catatan utang bank jangka pendek [baris komponen]</u> | | | | | | |
|--|-----------|--|---|---------------------------------------|---|-------------------|
| | | <u>Utang bank jangka pendek, nilai dalam mata uang asing</u> | <u>Jatuh tempo utang bank jangka pendek</u> | <u>Bunga utang bank jangka pendek</u> | <u>Jenis bunga utang bank jangka pendek</u> | |
| Kreditur | Mata uang | 700,127,052,202 | | | | Creditor Currency |
| nama bank | | | | | | bank name |

Catatan utang bank jangka pendek **Notes for short-term bank loans**

| <u>Catatan utang bank jangka pendek [baris komponen]</u> | | | | | | |
|--|-----------|--|---|---------------------------------------|---|-------------------|
| | | <u>Utang bank jangka pendek, nilai dalam mata uang asing</u> | <u>Jatuh tempo utang bank jangka pendek</u> | <u>Bunga utang bank jangka pendek</u> | <u>Jenis bunga utang bank jangka pendek</u> | |
| Kreditur | Mata uang | 700,127,052,202 | | | | Creditor Currency |
| nama bank | | | | | | bank name |