



Nomor : 401/WK/DIR/2022

Jakarta, 10 Maret 2022

Kepada Yth. :

**Ketua Dewan Komisiner  
Otoritas Jasa Keuangan**

Perihal : **Penyampaian Laporan Keuangan Audited Per  
30 September 2021 PT Waskita Karya (Persero)  
Tbk**

Dengan Hormat,

Dalam rangka memenuhi ketentuan Keputusan Ketua Bapepam No. KEP-364/BL/2011 tanggal 5 Juli 2011 tentang penyampaian laporan keuangan berkala emiten atau perusahaan publik, bersama ini kami sampaikan laporan keuangan *audited* beserta *checklist* pengungkapan laporan keuangan *audited* per 30 September 2021 PT Waskita Karya (Persero) Tbk.

Dapat kami sampaikan, bahwa merujuk Peraturan Otoritas Jasa Keuangan No. 7/POJK.04/2018 tentang penyampaian laporan melalui sistem pelaporan elektronik emiten atau perusahaan publik, maka Perseroan tidak akan menyampaikan laporan keuangan dalam bentuk asli.

Demikian kami sampaikan, atas perhatian yang diberikan kami ucapkan terima kasih.



Lamp : 1 Berkas

Tembusan:

- Direksi PT Waskita Karya

**PT WASKITA KARYA (PERSERO) TBK  
DAN ENTITAS ANAK**

**PT WASKITA KARYA (PERSERO) TBK  
AND ITS SUBSIDIARIES**


LAPORAN KEUANGAN INTERIM KONSOLIDASIAN  
UNTUK PERIODE-PERIODE SEMBILAN BULAN  
YANG BERAKHIR 30 SEPTEMBER 2021 DAN 2020  
(2020 – TIDAK DIAUDIT), DAN TAHUN-TAHUN YANG  
BERAKHIR 31 DESEMBER 2020 DAN 2019

CONSOLIDATED INTERIM FINANCIAL STATEMENTS  
FOR THE NINE-MONTH PERIODS  
ENDED SEPTEMBER 30, 2021 AND 2020  
(2020 – UNAUDITED), AND FOR THE YEARS ENDED  
DECEMBER 31, 2020 AND 2019

DAN LAPORAN AUDITOR INDEPENDEN

AND INDEPENDENT AUDITOR'S REPORT

**ONWARD THROUGH HIGH QUALITY PERFORMANCE**



<b>Daftar Isi</b>	<b>Halaman / <u>Pages</u></b>	<b>Table of Contents</b>
Surat Pernyataan Direksi		<i>Director's Statement Letter</i>
Laporan Auditor Independen		<i>Independent Auditor's Report</i>
Laporan Keuangan Interim Konsolidasian Untuk Periode-Periode Sembilan Bulan yang Berakhir 30 September 2021 dan 2020 (2020 - Tidak Diaudit), dan Untuk Tahun-Tahun yang Berakhir 31 Desember 2020 dan 2019		<i>Consolidated Interim Financial Statements For the Nine-Month Periods Ended September 30, 2021 and 2020 (2020 – Unaudited), and For the Years Ended December 31, 2020 and 2019</i>
Laporan Posisi Keuangan Interim Konsolidasian	1	<i>Consolidated Interim Statements of Financial Position</i>
Laporan Laba Rugi dan Penghasilan Komprehensif Lain Interim Konsolidasian	3	<i>Consolidated Interim Statements of Profit or Loss and Other Comprehensive Income</i>
Laporan Perubahan Ekuitas Interim Konsolidasian	4	<i>Consolidated Interim Statements of Changes in Equity</i>
Laporan Arus Kas Interim Konsolidasian	5	<i>Consolidated Interim Statements of Cash Flows</i>
Catatan Atas Laporan Keuangan Interim Konsolidasian	6	<i>Notes to the Consolidated Interim Financial Statements</i>



**PERNYATAAN DIREKSI  
TENTANG  
TANGGUNG JAWAB ATAS LAPORAN KEUANGAN INTERIM KONSOLIDASIAN  
UNTUK PERIODE-PERIODE SEMBILAN BULAN YANG BERAKHIR PADA  
TANGGAL 30 SEPTEMBER 2021 (DIAUDIT) DAN 2020 (TIDAK DIAUDIT)  
DAN TAHUN-TAHUN YANG BERAKHIR 31 DESEMBER 2020 DAN 2019 (DIAUDIT)  
PT WASKITA KARYA (Persero) Tbk dan ENTITAS ANAK/**

**BOARD OF DIRECTOR'S STATEMENT LETTER  
RELATING TO  
THE RESPONSIBILITY ON THE INTERIM CONSOLIDATED FINANCIAL STATEMENTS  
FOR THE NINE MONTH PERIODS ENDED  
SEPTEMBER 30, 2021 (AUDITED) AND 2020 (UNAUDITED)  
AND FOR THE YEARS ENDED DECEMBER 31, 2020 AND 2019 (AUDITED)  
PT WASKITA KARYA (Persero) Tbk and SUBSIDIARIES**

Kami yang bertanda tangan dibawah ini/ *We, the undersigned:*

- |  |   |   |
|--|---|---|
| 1. Nama/Name   | : | Destiawan Soewardjono   |
| Alamat kantor/Office Address                                 | : | Jl. MT Haryono Kav. No. 10 Cawang Jakarta 13340   |
| Alamat domisili sesuai KTP/<br>Domicile as stated in ID Card | : | Jl. Cawang Baru Utara No. 1, RT 002/001, Cipinang<br>Cempedak, Jatinegara, Jakarta Timur          |
| Nomor Telepon/Phone Number                                   | : | 021- 8508501  |
| Jabatan/Position   | : | Direktur Utama/President Director   |
| 2. Nama/ Name  | : | Taufik Hendra Kusuma  |
| Alamat kantor/Office Address                                 | : | Jl. MT Haryono Kav. No. 10 Cawang Jakarta 13340   |
| Alamat domisili sesuai KTP/<br>Domicile as stated in ID Card | : | Jl. Bintaro Melati I A Blok J/25, RT 013/008,<br>Pesanggrahan, Kec. Pesanggrahan, Jakarta Selatan |
| Nomor Telepon/ Phone Number                                  | : | 021- 8508501  |
| Jabatan/Position   | : | Direktur Keuangan / Director of Finance   |

Menyatakan bahwa :

1. Kami bertanggung jawab atas penyusunan dan penyajian laporan keuangan konsolidasian;
2. Laporan keuangan interim konsolidasian telah disusun dan disajikan sesuai dengan Standar Akuntansi Keuangan di Indonesia;
3. a. Semua informasi dalam laporan keuangan interim konsolidasian telah dimuat secara lengkap dan benar;  
b. Laporan keuangan interim konsolidasian tidak mengandung informasi atau fakta material yang tidak benar, dan tidak menghilangkan informasi atau fakta material; dan
4. Kami bertanggung jawab atas sistem pengendalian intern dalam Perseroan dan Entitas Anak.

*state that :*

1. *We are responsible for the preparation and presentation of the consolidated financial statements;*
2. *The interim consolidated financial statements have been prepared and presented in conformity with the Indonesian Financial Accounting Standards;*
3. a. *All information in the interim consolidated financial statements have been disclosed in a complete and truthful manner;*  
b. *The interim consolidated financial statements do not contain any misleading material information or facts, and do not omit material information or facts; and*
4. *We are responsible for internal control system within the Company and its subsidiaries.*

Demikian pernyataan ini dibuat dengan sebenarnya.

*This statement letter is made truthfully.*


Jakarta, 7 Maret 2022/ March 7, 2022

Direktur Utama/  
President Director

Direktur Keuangan dan Manajemen Risiko/  
Director of Finance and Risk Management

Destiawan Soewardjono

Taufik Hendra Kusuma





The original report included herein is in the Indonesian language.

**Laporan Auditor Independen**

Laporan No. 00114/2.1051/AU.1/03/0561-1/1/III/2022

Pemegang Saham, Dewan Komisaris dan Direksi  
**PT WASKITA KARYA (PERSERO) Tbk**

Kami telah mengaudit laporan keuangan konsolidasian interim PT Waskita Karya (Persero) Tbk ("Perusahaan") dan Entitas Anaknya terlampir (secara kolektif disebut sebagai "Grup"), yang terdiri dari laporan posisi keuangan konsolidasian interim tanggal 30 September 2021, serta laporan laba rugi dan penghasilan komprehensif lain konsolidasian interim, laporan perubahan ekuitas konsolidasian interim, dan laporan arus kas konsolidasian interim untuk periode sembilan bulan yang berakhir pada tanggal tersebut, dan suatu ikhtisar kebijakan akuntansi yang signifikan dan informasi penjelasan lainnya.

**Tanggung jawab manajemen atas laporan keuangan konsolidasian interim**

Manajemen bertanggung jawab atas penyusunan dan penyajian wajar laporan keuangan konsolidasian interim tersebut sesuai dengan Standar Akuntansi Keuangan di Indonesia, dan atas pengendalian internal yang dianggap perlu oleh manajemen untuk memungkinkan penyusunan laporan keuangan interim yang bebas dari kesalahan penyajian material, baik yang disebabkan oleh kecurangan maupun kesalahan.

**Tanggung jawab auditor**

Tanggung jawab kami adalah untuk menyatakan suatu opini atas laporan keuangan konsolidasian interim tersebut berdasarkan audit kami. Kami melaksanakan audit kami berdasarkan Standar Audit yang ditetapkan Institut Akuntan Publik Indonesia. Standar tersebut mengharuskan kami untuk mematuhi ketentuan etika serta merencanakan dan melaksanakan audit untuk memperoleh keyakinan memadai tentang apakah laporan keuangan konsolidasian interim tersebut bebas dari kesalahan penyajian material.

Suatu audit melibatkan pelaksanaan prosedur untuk memperoleh bukti audit tentang angka-angka dan pengungkapan dalam laporan keuangan konsolidasian interim. Prosedur yang dipilih bergantung pada pertimbangan auditor, termasuk penilaian atas risiko kesalahan penyajian material dalam laporan keuangan konsolidasian interim, baik yang disebabkan oleh kecurangan maupun kesalahan. Dalam melakukan penilaian risiko tersebut, auditor mempertimbangkan pengendalian internal yang relevan dengan penyusunan dan penyajian wajar laporan keuangan konsolidasian interim entitas untuk merancang prosedur audit yang tepat sesuai dengan kondisinya, tetapi bukan untuk tujuan menyatakan opini atas keefektifitasan pengendalian internal entitas. Suatu audit juga mencakup pengevaluasian atas ketepatan kebijakan akuntansi yang digunakan dan kewajaran estimasi akuntansi yang dibuat oleh manajemen, serta pengevaluasian atas penyajian laporan keuangan konsolidasian interim secara keseluruhan.

**Independent Auditor's Report**

Report No. 00114/2.1051/AU.1/03/0561-1/1/III/2022

The Shareholders, Boards of Commissioners and Directors  
**PT WASKITA KARYA (PERSERO) Tbk**

We have audited the accompanying interim consolidated financial statements of PT Waskita Karya (Persero) Tbk (the "Company") and its Subsidiaries (collectively referred to as the "Group"), which comprise the interim consolidated statement of financial position as of September 30, 2021, and the interim consolidated statement of profit or loss and other comprehensive income, interim consolidated statement of changes in equity, and interim consolidated statement of cash flows for the nine-month period then ended, and a summary of significant accounting policies and other explanatory information.

**Management's responsibility for the interim consolidated financial statements**

Management is responsible for the preparation and fair presentation of these interim consolidated financial statements in accordance with Indonesian Financial Accounting Standards, and for such internal control as management determines is necessary to enable the preparation of the interim consolidated financial statements that are free from material misstatement, whether due to fraud or error.

**Auditor's responsibility**

Our responsibility is to express an opinion on these interim consolidated financial statements based on our audit. We conducted our audit in accordance with Standards on Auditing established by the Indonesian Institute of Certified Public Accountants. Those standards require that we comply with ethical requirements and plan and perform the audit to obtain reasonable assurance about whether the interim consolidated financial statements are free from material misstatement.

An audit involves performing procedures to obtain audit evidence about the amounts and disclosures in the interim consolidated financial statements. The procedures selected depend on the auditor's judgment, including the assessment of the risks of material misstatement of the interim consolidated financial statements, whether due to fraud or error. In making those risk assessments, the auditor considers internal control relevant to the entity's preparation and fair presentation of the interim consolidated financial statements in order to design audit procedures that are appropriate in the circumstances, but not for the purpose of expressing an opinion on the effectiveness of the entity's internal control. An audit also includes evaluating the appropriateness of accounting policies used and the reasonableness of accounting estimates made by management, as well as evaluating the overall presentation of the interim consolidated financial statements.



*The original report included herein is in the Indonesian language.*

Kami yakin bahwa bukti audit yang telah kami peroleh adalah cukup dan tepat untuk menyediakan suatu basis bagi opini audit kami.

#### **Opini**

Menurut opini kami, laporan keuangan konsolidasian interim terlampir menyajikan secara wajar, dalam semua hal yang material, posisi keuangan PT Waskita Karya (Persero) Tbk dan Entitas Anaknya tanggal 30 September 2021, serta kinerja keuangan dan arus kas mereka, untuk periode sembilan bulan yang berakhir pada tanggal tersebut, sesuai dengan Standar Akuntansi Keuangan di Indonesia.

#### **Penekanan suatu hal**

Kami membawa perhatian pada Catatan 62 atas laporan keuangan konsolidasian interim terlampir, yang mengungkapkan bahwa pada tanggal 30 September 2021, total liabilitas jangka pendek telah melampaui total aset lancar masing-masing sebesar Rp 11.918.496.141.610 dan mengalami arus kas negatif atas aktivitas operasi untuk periode sembilan bulan yang berakhir tanggal 30 September 2021. Kondisi tersebut, bersama dengan hal-hal lain sebagaimana dijelaskan dalam Catatan 62, mengindikasikan adanya ketidakpastian material yang dapat menyebabkan keraguan signifikan atas kemampuan Grup untuk mempertahankan kelangsungan usahanya. Rencana manajemen mengenai masalah tersebut telah dijelaskan dalam Catatan 62 laporan keuangan konsolidasian interim terlampir.

Seperti dijelaskan dalam Catatan 59b laporan keuangan konsolidasian interim terlampir, salah satu entitas anak sedang dalam proses penundaan kewajiban pembayaran utang. Kondisi tersebut mengindikasikan adanya suatu ketidakpastian material yang dapat menyebabkan keraguan signifikan atas kemampuan Grup, termasuk entitas anak tersebut, untuk mempertahankan kelangsungan usahanya.

Opini kami tidak dimodifikasi sehubungan dengan hal-hal tersebut.

#### **Hal lain**

Laporan keuangan konsolidasian PT Waskita Karya (Persero) Tbk dan Entitas Anaknya terlampir pada tanggal 31 Desember 2020 dan untuk tahun yang berakhir pada tanggal tersebut diaudit oleh auditor independen lain yang menyatakan opini tanpa modifikasi dengan penekanan suatu hal tentang kelangsungan usaha atas laporan keuangan konsolidasian tersebut pada tanggal 24 Maret 2021.

Laporan keuangan konsolidasian PT Waskita Karya (Persero) Tbk dan Entitas Anaknya terlampir pada tanggal 31 Desember 2019 dan untuk tahun yang berakhir pada tanggal tersebut diaudit oleh auditor independen lain yang menyatakan opini tanpa modifikasi dengan penekanan suatu hal tentang peristiwa pandemi Covid-19 atas laporan keuangan konsolidasian tersebut pada tanggal 21 April 2020.

*We believe that the audit evidence we have obtained is sufficient and appropriate to provide a basis for our audit opinion.*

#### **Opinion**

*In our opinion, the accompanying interim consolidated financial statements present fairly, in all material respects, the financial position of PT Waskita Karya (Persero) Tbk and its Subsidiaries as of September 30, 2021, and their financial performance and cash flows for the nine-month period then ended, in accordance with Indonesian Financial Accounting Standards.*

#### **Emphasis of matters**

*We draw attention to Note 62 to the accompanying interim consolidated financial statements, which discloses that the Group's total current liabilities exceeded total current assets by Rp 11,918,496,141,610 as of September 30, 2021 and has negative operating cash flows for the nine-month period ended September 30, 2021. These conditions, along with other matters as set forth in Note 62, indicate the existence of a material uncertainty that may cast significant doubt on the ability of the Group to continue as a going concern. Management's plan in regards of these matters has also been disclosed in Note 62 to the accompanying interim consolidated financial statements.*

*Furthermore, as disclosed in Note 59b to the accompanying interim consolidated financial statements, one of the subsidiaries is currently undergoing a suspension of debt payment obligations. This condition indicates the existence of a material uncertainty that may cast significant doubt on the ability of the Group, including such subsidiary, to continue as a going concern.*

*Our opinion is not modified in respect of these matters.*

#### **Other matters**

*The accompanying consolidated financial statements of PT Waskita Karya (Persero) Tbk and its Subsidiaries as of December 31, 2020 and for the year then ended were audited by other independent auditors who expressed an unmodified opinion, with emphasis of matters paragraph related to going concern, on such consolidated financial statements on March 24, 2021.*

*The accompanying consolidated financial statements of PT Waskita Karya (Persero) Tbk and its Subsidiaries as of December 31, 2019 and for the year then ended were audited by other independent auditors who expressed an unmodified opinion, with emphasis of matters paragraph related to the impact of Covid-19 pandemic to the Group's operations, on such consolidated financial statements on April 21, 2020.*

*The original report included herein is in the Indonesian language.*



Laporan laba rugi dan penghasilan komprehensif lain konsolidasian interim, laporan perubahan ekuitas konsolidasian interim, dan laporan arus kas konsolidasian interim dan catatan penjelasan lainnya untuk periode sembilan bulan yang berakhir pada tanggal 30 September 2020 tidak diaudit atau direview oleh kami, dan oleh karena itu, kami tidak menyatakan pendapat atau segala bentuk asurans atas laporan tersebut.

Laporan ini diterbitkan untuk dimasukkan ke dalam prospektus sehubungan dengan Penawaran Umum, dan tidak dimaksudkan dan digunakan untuk tujuan lain.

*The accompanying interim consolidated statement of profit or loss and other comprehensive income, interim consolidated statement of changes in equity, interim consolidated statement of cash flows, and other explanatory notes for the nine-month period ended September 30, 2020, were neither audited nor reviewed by us and accordingly, we do not express an opinion or any form of assurance on those statements.*

*This report has been prepared solely for inclusion in the prospectus in connection with the Public Offering, and is not intended to be and should not be used for any other purposes.*

**Kosasih, Nurdiyaman, Mulyadi, Tjahjo & Rekan**

**Henri Arifian**

Izin Akuntan Publik/*Public Accountant License* No. AP.0561  
7 Maret 2022/*March 7, 2022*

**PT WASKITA KARYA (PERSERO) Tbk  
DAN ENTITAS ANAK  
LAPORAN POSISI KEUANGAN  
INTERIM KONSOLIDASIAN**  
Per 30 September 2021, 31 Desember 2020 dan 2019  
(Dalam Rupiah Penuh)

**PT WASKITA KARYA (PERSERO) Tbk  
AND ITS SUBSIDIARIES  
CONSOLIDATED INTERIM STATEMENTS OF  
FINANCIAL POSITION**  
As of September 30, 2021, December 31, 2020 and 2019  
(In Full of Rupiah)

	Catatan/ Notes	30 September/ September 30, 2021	31 Desember/ December 31, 2020	31 Desember/ December 31, 2019	
		Rp	Rp	Rp	
<b>ASET</b>					<b>ASSETS</b>
<b>ASET LANCAR</b>					<b>CURRENT ASSETS</b>
Kas dan Setara Kas	3, 51, 55	2.074.880.729.795	1.213.437.371.866	9.258.310.028.392	Cash and Cash Equivalents
Investasi Jangka-Pendek	4	40.080.490.099	239.008.625.391	8.448.200.000	Short-Term Investments
Piutang Usaha - Bersih					Accounts Receivable - Net
Pihak Berelasi	5, 55	3.242.097.970.778	3.947.983.243.103	1.085.899.931.009	Related Parties
Pihak Ketiga	5	731.951.217.689	476.301.230.057	2.469.994.551.718	Third Parties
Piutang Retensi - Bersih					Retention Receivables - Net
Pihak Berelasi	7, 55	1.575.522.334.306	1.586.862.073.398	1.461.470.561.988	Related Parties
Pihak Ketiga	7	247.660.187.808	218.707.387.059	321.656.594.689	Third Parties
Piutang Lain-lain lancar - Bersih					Other Current Receivable - Net
Pihak Berelasi	8, 55	6.134.348.379.732	5.924.577.053.531	3.961.228.866.682	Related Parties
Pihak Ketiga	8	555.595.448.496	946.064.949.652	4.437.931.030.282	Third Parties
Piutang Ventura Bersama	6	494.592.590.091	128.304.009.090	3.302.632.305.354	Joint Ventures Receivables
Persediaan	9	5.022.681.708.115	4.208.986.491.544	4.470.845.549.423	Inventories
Tagihan Bruto Kepada Pengguna Jasa					Gross Amount Due From Customers
Bagian Lancar					Current Portion
Pihak Berelasi	10, 55	7.742.181.090.408	7.855.667.665.668	11.475.684.609.873	Related Parties
Pihak Ketiga	10	2.610.765.967.722	3.166.779.553.396	2.695.490.949.143	Third Parties
Aset Keuangan Atas Proyek Konsesi					Financial Asset From Concession Project -
Bagian Lancar	21	4.126.757.226	4.052.553.341	13.129.339.111	Current Portion
Pajak Dibayar Dimuka	11	1.430.995.412.284	1.033.895.473.760	2.639.161.276.311	Prepaid Taxes
Uang Muka dan Biaya Dibayar Dimuka	12	1.264.951.011.397	1.588.134.912.390	1.435.959.092.145	Advances and Prepayments
Aset Diklasifikasikan Dimiliki untuk Dijual	16	1.523.584.177.962	--	--	Assets as Held for Sale
<b>TOTAL ASET LANCAR</b>		<b>34.696.015.473.908</b>	<b>32.538.762.593.246</b>	<b>49.037.842.886.120</b>	<b>TOTAL CURRENT ASSETS</b>
<b>ASET TIDAK LANCAR</b>					<b>NON-CURRENT ASSETS</b>
Investasi Pada Entitas Asosiasi dan Ventura Bersama	13	4.239.048.602.158	6.866.921.939.346	5.384.494.191.741	Investment in Associates and Joint Ventures
Piutang Lain-lain Tidak Lancar					Other Non-Current Receivable
Pihak Berelasi	8, 55	--	--	39.456.718.793	Related Parties
Pihak Ketiga	8	69.697.329.695	69.697.329.695	69.697.329.695	Third Parties
Properti Investasi	14	310.146.389.684	310.146.389.684	310.146.389.684	Investment Properties
Investasi Jangka Panjang Lainnya	15	780.241.220.616	780.241.220.616	446.756.923.000	Other Long-Term Investments
Aset Tetap - Bersih	16	5.872.840.396.398	7.819.654.831.137	8.663.216.063.821	Fixed Assets - Net
Aset Hak Guna	17	79.283.869.235	127.623.797.439	--	Right of Use Assets
Goodwill	18	1.995.908.825.753	1.995.908.825.753	1.995.908.825.753	Goodwill
Aset Tak Berwujud					Intangible Assets
Hak Pengusahaan Jalan Tol	20	56.083.605.171.997	53.871.281.594.680	55.378.833.829.251	Toll Road Concession Rights
Aset Keuangan atas Proyek Konsesi	21	341.547.388.761	344.603.846.627	339.019.791.333	Financial Assets from Concession Project
Aset Pajak Tangguhan	11	680.714.032.671	520.766.892.152	1.542.424.572	Deferred Tax Assets
Aset Lain-lain	19	391.016.055.826	343.350.799.630	922.343.976.808	Other Assets
<b>TOTAL ASET TIDAK LANCAR</b>		<b>70.844.049.282.794</b>	<b>73.050.197.466.759</b>	<b>73.551.416.464.451</b>	<b>TOTAL NON-CURRENT ASSETS</b>
<b>TOTAL ASET</b>		<b>105.540.064.756.702</b>	<b>105.588.960.060.005</b>	<b>122.589.259.350.571</b>	<b>TOTAL ASSETS</b>

Lihat catatan atas laporan keuangan interim konsolidasian yang merupakan bagian yang tidak terpisahkan dari laporan keuangan interim konsolidasian

See accompanying notes to consolidated interim financial statements which are an integral part of the consolidated interim financial statements



**PT WASKITA KARYA (PERSERO) Tbk  
DAN ENTITAS ANAK  
LAPORAN POSISI KEUANGAN  
INTERIM KONSOLIDASIAN**  
Per 30 September 2021, 31 Desember 2020 dan 2019  
(Dalam Rupiah Penuh)

**PT WASKITA KARYA (PERSERO) Tbk  
AND ITS SUBSIDIARIES  
CONSOLIDATED INTERIM STATEMENTS OF  
FINANCIAL POSITION**  
As of September 30, 2021, December 31, 2020 and 2019  
(In Full of Rupiah)

	Catatan/ Notes	30 September/ September 30, 2021 Rp	31 Desember/ December 31, 2020 Rp	31 Desember/ December 31, 2019 Rp	
<b>LIABILITAS DAN EKUITAS</b>					<b>LIABILITIES AND EQUITY</b>
<b>LIABILITAS JANGKA PENDEK</b>					<b>CURRENT LIABILITIES</b>
Utang Usaha					Accounts Payable
Pihak Berelasi	22, 55	93.501.352.522	98.615.367.174	202.384.052.499	Related Parties
Pihak Ketiga	22	9.179.045.082.383	12.995.965.300.730	12.178.793.774.334	Third Parties
Utang Bank Jangka Pendek					Short-Term Bank Loans
Pihak Berelasi	23, 55	21.364.945.833.331	17.256.241.501.487	10.548.870.504.263	Related Parties
Pihak Ketiga	23	8.066.878.073.951	7.614.348.526.567	11.613.492.688.617	Third Parties
Utang Bruto Subkontraktor Jangka Pendek					Short-Term Gross Amount Due to Subcontractors
Pihak Berelasi	25, 55	503.816.900	7.557.824.707	71.292.255.619	Related Parties
Pihak Ketiga	25	1.138.098.956.083	1.585.294.631.377	2.617.607.394.787	Third Parties
Biaya yang Masih Harus Dibayar	27	422.829.931.662	1.502.672.828.666	720.628.410.360	Accrued Expenses
Utang Pajak Jangka Pendek	11	2.498.201.234.884	1.127.698.388.169	1.381.844.607.528	Short-Term Taxes Payables
Uang Muka Kontrak Jangka Pendek					Advances on Short-Term Contract
Pihak Berelasi	26, 55	50.089.343.438	56.376.030.320	48.365.113.601	Related Parties
Pihak Ketiga	26	840.327.091.400	643.521.030.622	315.921.526.485	Third Parties
Utang Bank Jangka Panjang					Current Maturities of
yang Jatuh Tempo dalam Setahun	31	980.796.396.858	1.220.249.261.405	833.000.000.000	Long-Term Bank Loan
Liabilitas Sewa Guna Usaha Jangka Panjang					Current Maturities of
yang Jatuh Tempo dalam Setahun	36	4.421.275.290	30.379.472.255	--	Long-Term Lease Liabilities
Utang Pembelian Aset Tetap Bagian Lancar	33	--	--	8.710.487	Debt Purchases of Fixed Assets - Current Portion
Surat Utang Jangka Menengah	28	--	300.000.000.000	732.996.527.781	Medium Term Notes
Utang Obligasi Jangka Pendek - Bersih	29	1.393.778.515.573	2.835.442.315.500	3.264.993.640.444	Short-Term Bonds Payable - Net
Liabilitas Jangka Pendek Lainnya	30	581.094.711.243	963.473.434.298	493.295.932.778	Other Short-Term Liabilities
<b>TOTAL LIABILITAS JANGKA PENDEK</b>		<b>46.614.511.615.518</b>	<b>48.237.835.913.277</b>	<b>45.023.495.139.583</b>	<b>TOTAL CURRENT LIABILITIES</b>
<b>LIABILITAS JANGKA PANJANG</b>					<b>NON-CURRENT LIABILITIES</b>
Utang Bank Jangka Panjang					Long-Term Bank Loans
Pihak Berelasi	31, 55	9.907.702.279.539	9.123.406.994.528	14.972.616.592.642	Related Parties
Pihak Ketiga	31	14.717.794.735.350	13.962.933.179.961	14.352.533.774.287	Third Parties
Utang Ventura Bersama Jangka Panjang					Long-Term Joint Venture Payable
Pihak Berelasi	32	238.027.076.783	229.502.398.341	238.172.581.683	Related Parties
Pihak Ketiga	32	739.797.525.410	740.725.340.889	535.261.199.938	Third Parties
Utang Lembaga Keuangan Non Bank Jangka Panjang					Long Term Loan to Financial Institution Non Bank
Pihak Berelasi	24	1.876.205.542.049	1.592.823.332.994	1.279.719.946.497	Related Parties
Pihak Ketiga	24	1.448.260.127.621	1.308.818.789.298	566.871.061.034	Third Parties
Utang Bruto Jangka Panjang					Long-Term Gross Amount
Pihak Ketiga	25	658.835.926.112	771.727.886.749	1.361.073.469.091	Third Parties
Uang Muka Kontrak Jangka Panjang					Advances on Long-Term Contract
Pihak Berelasi	35, 55	12.074.147.844	14.021.978.542	2.710.233.423	Related Parties
Pihak Ketiga	35	415.516.770.509	393.580.006.770	163.195.034.137	Third Parties
Liabilitas Pajak Tangguhan	11	6.568.803.082	7.288.529.672	28.635.109.703	Deferred Tax Liabilities
Utang Pajak Jangka Panjang	11	810.832.778.648	725.300.038.436	193.161.337.709	Long-Term Taxes Payable
Liabilitas Sewa Guna Usaha Jangka Panjang	36	64.631.016.342	60.758.944.510	--	Long-Term Lease Liabilities
Utang Lain-lain Jangka Panjang					Other Long-Term Payables
Pihak Ketiga	34	1.992.347.396.240	2.025.478.455.188	1.876.410.844.810	Third Parties
Surat Utang Jangka Menengah Jangka Panjang	28	235.490.200.000	--	300.000.000.000	Long-Term Medium Term Notes
Utang Obligasi Jangka Panjang - Bersih	29	10.111.898.997.035	9.728.155.364.379	12.422.420.279.553	Long-Term Bonds Payable - Net
Liabilitas Imbalan Kerja	37	65.286.358.573	89.048.141.181	154.513.557.482	Employee Benefit Liabilities
<b>TOTAL LIABILITAS JANGKA PANJANG</b>		<b>43.301.269.681.137</b>	<b>40.773.569.381.438</b>	<b>48.447.295.021.989</b>	<b>TOTAL NON-CURRENT LIABILITIES</b>
<b>TOTAL LIABILITAS</b>		<b>89.915.781.296.655</b>	<b>89.011.405.294.715</b>	<b>93.470.790.161.572</b>	<b>TOTAL LIABILITIES</b>
<b>EKUITAS</b>					<b>EQUITY</b>
Modal Saham					Share Capital
Modal Saham - Nilai Nominal Rp 100 per Saham					Share Capital - Rp 100 per Value per Share
pada 30 September 2021, 31 Desember 2020 dan 2019					at September 30, 2021, December 31, 2020 and 2019
Modal Dasar - 1 Saham Seri A Dwi Warna dan					Authorized Capital - 1 Share of Dwi Warna Serie A and
25.999.999.999 Saham Seri B,					25,999,999,999 Shares of Serie B
pada 30 September 2021, 31 Desember 2021 dan 2020					at September 30, 2021, December 31, 2021 and 2020
Modal Ditempatkan dan Disetor Penuh -					Subscribed and Fully Paid Capital
1 Saham Seri A Dwi Warna dan 13.573.950.999					1 Share of Dwi Warna Serie A and 13,573,950,999
Saham Seri B pada 30 September 2021 dan 31 Desember 2020,					Serie B Shares at September, 30 2021 and December 31, 2020
serta 1 Saham Seri A Dwi Warna dan 13.573.902.599 Saham					and 1 Dwi Warna Serie A Share and 13,573,902,599 Serie B
Seri B pada 31 Desember 2019	38	1.357.395.099.999	1.357.395.099.999	1.357.390.259.999	Shares at December 31, 2019
Tambahan Modal Disetor	39	5.870.031.302.847	5.849.531.302.847	5.552.026.262.437	Additional Paid-in Capital
Saldo Laba	40				Retained Earnings
Telah Ditentukan Penggunaannya		1.732.187.379.878	1.732.101.397.272	1.672.393.928.212	Appropriated
Belum Ditentukan Penggunaannya		(2.000.556.734.462)	(2.172.221.640.856)	8.561.015.893.115	Unappropriated
Komponen Ekuitas Lainnya		810.428.775.695	765.435.443.791	739.581.647.808	Other Component of Equity
<b>Jumlah Ekuitas yang Dapat Diatribusikan</b>					<b>Total Equity Attributable to</b>
Kepada Pemilik Entitas Induk		7.769.485.823.957	7.532.241.603.053	17.882.407.991.571	Owners of Parent
Kepentingan Non-Pengendali	47	7.854.797.636.090	9.045.313.162.237	11.236.061.197.428	Non-Controlling Interest
<b>JUMLAH EKUITAS</b>		<b>15.624.283.460.047</b>	<b>16.577.554.765.290</b>	<b>29.118.469.188.999</b>	<b>TOTAL EQUITY</b>
<b>JUMLAH LIABILITAS DAN EKUITAS</b>		<b>105.540.064.756.702</b>	<b>105.588.960.060.005</b>	<b>122.589.259.350.571</b>	<b>TOTAL LIABILITIES AND EQUITY</b>

Lihat catatan atas laporan keuangan interim konsolidasian yang merupakan bagian yang tidak terpisahkan dari laporan keuangan interim konsolidasian

See accompanying notes to consolidated interim financial statements which are an integral part of the consolidated interim financial statements

**PT WASKITA KARYA (PERSERO) Tbk  
DAN ENTITAS ANAK  
LAPORAN LABA RUGI DAN  
PENGHASILAN KOMPREHENSIF LAIN  
INTERIM KONSOLIDASIAN**

Untuk Periode-Periode Sembilan Bulan yang Berakhir  
30 September 2021 dan 2020 (2020 – Tidak Diaudit)  
Dan Tahun-tahun yang Berakhir 31 Desember 2020 dan 2019  
(Dalam Rupiah Penuh)

**PT WASKITA KARYA (PERSERO) Tbk  
AND ITS SUBSIDIARIES  
CONSOLIDATED INTERIM STATEMENTS OF  
PROFIT OR LOSS AND  
OTHER COMPREHENSIVE INCOME**

For the Nine-Month Periods Ended  
September 30, 2021 and 2020 (2020 – Unaudited)  
And to the Years Ended December 31, 2020 and 2019  
(In Full of Rupiah)

Catatan/ Notes	30 September/ September 30, 2020		31 Desember/ December 31, 2020		2019	
	2021	Tidak Diaudit/ Unaudited	2020	2019		
	Rp	Rp	Rp	Rp	Rp	
Pendapatan Usaha	41, 55	7.125.239.093.439	11.740.239.235.937	16.190.456.515.103	31.387.389.629.869	Revenues
Beban Pokok Pendapatan	42	(6.848.367.233.320)	(10.971.609.542.821)	(18.168.339.421.735)	(25.782.746.866.464)	Cost of Revenues
<b>LABA (RUGI) BRUTO</b>		<b>276.871.860.119</b>	<b>768.629.693.116</b>	<b>(1.977.882.906.632)</b>	<b>5.604.642.763.405</b>	<b>GROSS PROFIT (LOSS)</b>
Beban Penjualan	43	(27.393.150.830)	(31.229.668.416)	(45.904.808.574)	(51.589.935.546)	Selling Expenses
Beban Umum dan Administrasi	43	(946.457.878.426)	(768.143.306.799)	(1.656.332.903.229)	(1.319.957.348.117)	General and Administrative Expenses
Beban Pajak Final	11	(137.657.956.475)	(254.687.171.559)	(357.036.198.688)	(706.417.381.314)	Final Tax Expenses
Pendapatan Bunga		733.181.837.629	512.997.120.537	750.125.330.133	957.884.130.420	Interest Income
Keuntungan Selisih Kurs - Bersih		179.703.293	(1.226.615.326)	(2.604.955.797)	(12.551.246.681)	Gain on Foreign Exchange Rates - Net
Pendapatan (Beban) Lain - lain - Bersih	44	3.326.274.416.532	(402.765.288.460)	(1.049.722.489.579)	767.460.633.518	Others Income (Expense) - Net
<b>LABA SEBELUM BEBAN KEUANGAN, BAGIAN LABA BERSIH ENTITAS ASOSIASI DAN VENTURA BERSAMA</b>		<b>3.224.998.831.842</b>	<b>(176.425.236.907)</b>	<b>(4.339.358.932.366)</b>	<b>5.239.471.615.685</b>	<b>PROFIT BEFORE FINANCIAL CHARGES, EQUITY IN NET INCOME OF ASSOCIATES AND JOINT VENTURES</b>
Beban Keuangan	45	(2.546.365.926.543)	(2.946.500.181.301)	(4.741.217.297.950)	(3.620.533.969.507)	Financial Charges
Bagian Rugi Bersih Entitas Asosiasi dan Ventura Bersama	46	(212.713.919.296)	(250.870.579.228)	(648.845.699.537)	(290.287.684.339)	Equity in Net Loss of Associates and Joint Ventures
<b>LABA (RUGI) SEBELUM PAJAK</b>		<b>465.918.986.003</b>	<b>(3.373.795.997.436)</b>	<b>(9.729.421.929.853)</b>	<b>1.328.649.961.839</b>	<b>PROFIT (LOSS) BEFORE TAX</b>
Manfaat (Beban) Pajak Penghasilan	11	(399.201.137.954)	(5.816.348.408)	233.695.783.307	(299.751.593.948)	Income Tax Benefit (Expenses)
<b>LABA (RUGI) PERIODE BERJALAN</b>		<b>66.717.848.049</b>	<b>(3.379.612.345.844)</b>	<b>(9.495.726.146.546)</b>	<b>1.028.898.367.891</b>	<b>PROFIT (LOSS) FOR THE PERIOD</b>
<b>PENGHASILAN KOMPREHENSIF LAIN</b>						<b>OTHER COMPREHENSIVE INCOME</b>
<b>Pos-pos yang Tidak Akan Direklasifikasi Kemudian ke Laba Rugi</b>						<b>Items that Will Not Be Reclassified to Profit and Loss</b>
Surplus Revaluasi Aset Tetap Pengukuran Kembali Program Imbalan Pasti - Bersih		35.835.199.595	--	(68.445.793.358)	--	Revaluation Surplus on Fixed Assets Remeasurement of Defined Benefit Obligations - Net
<b>Pos-pos yang Akan Direklasifikasi Kemudian ke Laba Rugi</b>						<b>Items that May Be Reclassified Subsequently to Profit and Loss</b>
Selisih Kurs Penjabaran Laporan Keuangan dari Kegiatan Operasi Luar Negeri		165.460.060	5.145.033.692	(103.023.617)	(4.713.634.828)	Exchange Difference on Translation of Financial Statements in Foreign Operational
Penghasilan Komprehensif Lain Periode Berjalan		44.993.331.904	5.145.033.692	26.048.348.183	(66.140.930.727)	Total Other Comprehensive Income For The Period
<b>TOTAL LABA (RUGI) KOMPREHENSIF PADA PERIODE BERJALAN</b>		<b>111.711.179.953</b>	<b>(3.374.467.312.152)</b>	<b>(9.469.677.798.363)</b>	<b>962.757.437.164</b>	<b>TOTAL COMPREHENSIVE INCOME (LOSS) FOR THE PERIOD</b>
<b>LABA (RUGI) YANG DAPAT DIATRIBUSIKAN KEPADA:</b>						<b>PROFIT (LOSS) ATTRIBUTABLE TO:</b>
Pemilik Entitas Induk Kepentingan Non-Pengendali	47	174.407.064.196 (107.689.216.147)	(2.636.970.538.731) (742.641.807.113)	(7.378.553.582.119) (2.117.172.564.427)	938.142.364.887 90.756.003.004	Owners of the Parent Entity Non-Controlling Interest
<b>LABA (RUGI) PERIODE BERJALAN</b>		<b>66.717.848.049</b>	<b>(3.379.612.345.844)</b>	<b>(9.495.726.146.546)</b>	<b>1.028.898.367.891</b>	<b>PROFIT (LOSS) FOR THE PERIOD</b>
<b>JUMLAH LABA (RUGI) KOMPREHENSIF YANG DAPAT DIATRIBUSIKAN KEPADA:</b>						<b>TOTAL COMPREHENSIVE INCOME (LOSS) ATTRIBUTABLE TO:</b>
Pemilik Entitas Induk Kepentingan Non-Pengendali	47	219.400.396.100 (107.689.216.147)	(2.631.825.505.039) (742.641.807.113)	(7.352.505.233.936) (2.117.172.564.427)	872.001.434.160 90.756.003.004	Owners of the Parent Entity Non-Controlling Interest
<b>JUMLAH LABA (RUGI) KOMPREHENSIF PADA PERIODE BERJALAN</b>		<b>111.711.179.953</b>	<b>(3.374.467.312.152)</b>	<b>(9.469.677.798.363)</b>	<b>962.757.437.164</b>	<b>TOTAL COMPREHENSIVE INCOME (LOSS) FOR THE PERIOD</b>
Laba (Rugi) per saham Dasar	48	12,85	(194,27)	(543,58)	69,11	Earnings (Loss) per share Basic

Lihat catatan atas laporan keuangan interim konsolidasian yang merupakan bagian yang tidak terpisahkan dari laporan keuangan interim konsolidasian

See accompanying notes to consolidated interim financial statements which are an integral part of the consolidated interim financial statements



**PT WASKITA KARYA (PERSERO) Tbk  
DAN ENTITAS ANAK  
LAPORAN PERUBAHAN EKUITAS INTERIM KONSOLIDASIAN**  
Untuk Periode-Periode Sembilan Bulan yang Berakhir 30 September 2021 dan 2020  
(2020 – Tidak Diaudit) Dan Tahun-tahun yang Berakhir 31 Desember 2020 dan 2019  
(Dalam Rupiah Penuh)

**PT WASKITA KARYA (PERSERO) Tbk  
AND ITS SUBSIDIARIES  
CONSOLIDATED INTERIM STATEMENTS OF CHANGES IN EQUITY**  
For the Nine-Month Periods Ended September 30, 2021 and 2020  
(2020 – Unaudited) And for the Years Ended December 31, 2020 and 2019  
(In Full of Rupiah)

Dapat Diatribusikan kepada Pemilik Entitas Induk/ Attributable to the Owners of the Parent											
Catatan/ Notes	Modal Saham/ Shares Capital	Tambah Modal Disetor/ Additional Paid-In Capital	Saldo labal/ Retained earnings			Komponen Ekuitas Lainnya/ Other Component of Equity		Kepentingan Non-Pengendali/ Non-Controlling Interest	Jumlah Ekuitas/ Total Equity		
			Ditentukan Penggunaannya/ Appropriated	Belum Ditentukan Penggunaannya/ Unappropriated	Jumlah/ Total	Selisih Penjabaran Laporan Dalam Mata Uang Asing/ Translation Adjustment	Surplus Revaluasi/ Revaluation Surplus				
	Rp	Rp	Rp	Rp	Rp	Rp	Rp	Rp	Rp	Rp	Rp
<b>SALDO PER 31 DESEMBER 2018</b>	<b>1.357.390.259.999</b>	<b>5.552.026.262.437</b>	<b>1.583.494.837.349</b>	<b>8.763.909.422.956</b>	<b>10.347.404.260.305</b>	<b>11.388.092.112</b>	<b>732.907.190.524</b>	<b>18.001.116.065.377</b>	<b>10.886.002.685.490</b>	<b>28.887.118.750.867</b>	<b>BALANCE AS OF DECEMBER 31, 2018</b>
Cadangan Umum	--	--	88.899.090.863	(88.899.090.863)	--	--	--	--	--	--	General Reserves
Dividen Tunai	--	--	--	(990.709.507.966)	(990.709.507.966)	--	--	(990.709.507.966)	--	(990.709.507.966)	Cash Dividend
Kepentingan Non-Pengendali	--	--	--	--	--	--	--	--	259.302.508.934	259.302.508.934	Non-Controlling Interest
Laba Tahun Berjalan	--	--	--	938.142.364.887	938.142.364.887	--	--	938.142.364.887	90.756.003.004	1.028.898.367.891	Profit for the Current Year
Bersih	--	--	--	(61.427.295.899)	(61.427.295.899)	--	--	(61.427.295.899)	--	(61.427.295.899)	Benefits Plans - Net
Selisih Kurs Penjabaran Laporan Keuangan dari Kegiatan Usaha Luar Negeri	--	--	--	--	--	(4.713.634.828)	--	(4.713.634.828)	--	(4.713.634.828)	Exchange Rates Difference on translation of Financial Statements in Foreign Operations
<b>SALDO PER 31 DESEMBER 2019</b>	<b>1.357.390.259.999</b>	<b>5.552.026.262.437</b>	<b>1.672.393.928.212</b>	<b>8.561.015.893.115</b>	<b>10.233.409.821.327</b>	<b>6.674.457.284</b>	<b>732.907.190.524</b>	<b>17.882.407.991.571</b>	<b>11.236.061.197.428</b>	<b>29.118.469.188.999</b>	<b>BALANCE AS OF DECEMBER 31, 2019</b>
Dampak Penerapan PSAK 71, 72, dan 73 - Bersih	--	--	--	(1.858.401.386.202)	(1.858.401.386.202)	--	--	(1.858.401.386.202)	--	(1.858.401.386.202)	Impact in Implementation PSAK 71, 72, and 73 - Net
<b>Saldo, 1 Januari 2020</b>											<b>Balance, January 1, 2020</b>
<b>Setelah Dampak Penerapan PSAK 71, 72, dan 73</b>	<b>1.357.390.259.999</b>	<b>5.552.026.262.437</b>	<b>1.672.393.928.212</b>	<b>6.702.614.506.913</b>	<b>8.375.008.435.125</b>	<b>6.674.457.284</b>	<b>732.907.190.524</b>	<b>16.024.006.605.369</b>	<b>11.236.061.197.428</b>	<b>27.260.067.802.797</b>	<b>After Impact on PSAK 71, 72, and 73</b>
Cadangan Umum	--	--	59.707.469.060	(59.707.469.060)	--	--	--	--	--	--	General Reserves
Dividen Tunai	--	--	--	(46.907.502.471)	(46.907.502.471)	--	--	(46.907.502.471)	--	(46.907.502.471)	Cash Dividend
Kepentingan Non-Pengendali	--	--	--	--	--	--	--	--	(71.507.390.585)	(71.507.390.585)	Non-Controlling Interest
Pelaksanaan Opsi Saham	4.840.000	--	--	--	--	--	--	4.840.000	--	4.840.000	
Laba (Rugi) Periode Berjalan	--	--	--	(2.636.970.538.731)	(2.636.970.538.731)	--	--	(2.636.970.538.731)	(742.641.807.113)	(3.379.612.945.844)	Profit (Loss) for the Current Period
Selisih Kurs Penjabaran Laporan Keuangan dari Kegiatan Usaha Luar Negeri	--	--	--	--	--	5.145.033.692	--	5.145.033.692	--	5.145.033.692	Exchange Rates Difference on Translation of Financial Statements in Foreign Operations
<b>SALDO PER 30 SEPTEMBER 2020</b>	<b>1.357.395.099.999</b>	<b>5.552.026.262.437</b>	<b>1.732.101.397.272</b>	<b>3.959.028.996.651</b>	<b>5.691.130.393.923</b>	<b>11.819.490.976</b>	<b>732.907.190.524</b>	<b>13.345.278.437.859</b>	<b>10.421.911.999.730</b>	<b>23.767.190.437.589</b>	<b>BALANCE AS OF SEPTEMBER 30, 2020</b>
<b>SALDO PER 31 DESEMBER 2019</b>	<b>1.357.390.259.999</b>	<b>5.552.026.262.437</b>	<b>1.672.393.928.212</b>	<b>8.561.015.893.115</b>	<b>10.233.409.821.327</b>	<b>6.674.457.284</b>	<b>732.907.190.524</b>	<b>17.882.407.991.571</b>	<b>11.236.061.197.428</b>	<b>29.118.469.188.999</b>	<b>BALANCE AS OF DECEMBER 31, 2019</b>
Dampak Penerapan PSAK 71, 72, dan 73 - Bersih	--	--	--	(3.255.992.152.826)	(3.255.992.152.826)	--	--	(3.255.992.152.826)	--	(3.255.992.152.826)	Impact in Implementation PSAK 71, 72, and 73 - Net
<b>Saldo, 1 Januari 2020</b>											<b>Balance, January 1, 2020</b>
<b>Setelah Dampak Penerapan PSAK 71, 72, dan 73</b>	<b>1.357.390.259.999</b>	<b>5.552.026.262.437</b>	<b>1.672.393.928.212</b>	<b>5.305.023.740.289</b>	<b>6.977.417.668.501</b>	<b>6.674.457.284</b>	<b>732.907.190.524</b>	<b>14.626.415.838.745</b>	<b>11.236.061.197.428</b>	<b>25.862.477.036.173</b>	<b>After Impact on PSAK 71, 72, and 73</b>
<b>SALDO PER 31 DESEMBER 2020</b>	<b>1.357.395.099.999</b>	<b>5.849.531.302.847</b>	<b>1.732.101.397.272</b>	<b>(2.172.221.640.856)</b>	<b>(440.120.243.584)</b>	<b>6.571.433.667</b>	<b>758.864.010.124</b>	<b>7.532.241.603.053</b>	<b>9.045.313.162.237</b>	<b>16.577.554.765.290</b>	<b>BALANCE AS OF DECEMBER 31, 2020</b>
Cadangan Umum	--	--	85.982.606	(85.982.606)	--	--	--	--	--	--	General Reserves
Kepentingan Non-Pengendali	--	--	--	--	--	--	--	--	(1.082.826.310.000)	(1.082.826.310.000)	Non-Controlling Interest
Surplus Revaluasi Aset Tetap	--	--	--	--	--	--	35.835.199.595	35.835.199.595	--	35.835.199.595	Revaluation Surplus on Fixed Assets
Laba (Rugi) Periode Berjalan	--	--	--	174.407.064.196	174.407.064.196	--	--	174.407.064.196	(107.689.216.147)	66.717.848.049	Profit (Loss) for the Current Period
Penyesuaian atas Perubahan Kepemilikan Entitas Anak	--	20.500.000.000	--	(3.688.536.898)	(3.688.536.898)	--	--	--	--	16.811.463.102	Adjustment for Changes Ownership in Subsidiaries
Pengukuran Kembali Program Imbalan Pasti Bersih	--	--	--	1.032.361.702	1.032.361.702	--	8.992.672.249	10.025.033.951	--	10.025.033.951	Remeasurement of Defined Benefits Plans - Net
Selisih Kurs Penjabaran Laporan Keuangan dari Kegiatan Usaha Luar Negeri	--	--	--	--	--	165.460.060	--	165.460.060	--	165.460.060	Exchange Rates Difference on translation of Financial Statements in Foreign Operations
<b>SALDO PER 30 SEPTEMBER 2021</b>	<b>1.357.395.099.999</b>	<b>5.870.031.302.847</b>	<b>1.732.187.379.878</b>	<b>(2.000.556.734.462)</b>	<b>(268.369.354.584)</b>	<b>6.736.893.727</b>	<b>803.691.881.968</b>	<b>7.769.485.823.957</b>	<b>7.854.797.636.090</b>	<b>15.624.283.460.047</b>	<b>BALANCE AS OF SEPTEMBER 30, 2021</b>

Lihat catatan atas laporan keuangan interim konsolidasian yang merupakan bagian yang tidak terpisahkan dari laporan keuangan interim konsolidasian

See accompanying notes to consolidated interim financial statements which are an integral part of the consolidated interim financial statements

**PT WASKITA KARYA (PERSERO) Tbk  
DAN ENTITAS ANAK  
LAPORAN ARUS KAS  
INTERIM KONSOLIDASIAN**

Untuk Periode-Periode Sembilan Bulan yang Berakhir  
30 September 2021 dan 2020 (2020 – Tidak Diaudit)  
Dan Tahun-tahun yang Berakhir 31 Desember 2020 dan 2019  
(Dalam Rupiah Penuh)

**PT WASKITA KARYA (PERSERO) Tbk  
AND ITS SUBSIDIARIES  
CONSOLIDATED INTERIM STATEMENTS  
OF CASH FLOWS**

For the Nine-Month Periods Ended  
September 30, 2021 and 2020 (2020 – Unaudited)  
And for the Years Ended December 31, 2020 and 2019  
(In Full of Rupiah)

Catatan/ Notes	30 September/ September 30,		31 Desember/ December 31,		
	2020		2020		
	2021	Tidak Diaudit/ Unaudited	2020	2019	
	Rp	Rp	Rp	Rp	
<b>ARUS KAS DARI AKTIVITAS OPERASI</b>					<b>CASH FLOWS FROM OPERATING ACTIVITIES</b>
Penerimaan Kas dari Pelanggan	13.461.002.369.403	18.713.760.695.930	23.389.464.316.405	53.622.470.304.152	Cash Receipts from Customers
Pengeluaran Kas kepada Pemasok	(11.987.625.486.487)	(17.004.787.532.141)	(18.538.392.799.234)	(39.812.397.638.626)	Cash Paid to Suppliers
Pengeluaran Kas kepada Karyawan dan Direksi	(422.116.373.077)	(399.729.018.466)	(1.005.254.579.798)	(786.179.050.513)	Cash Paid to Employees and Directors
Kas Dihilangkan dari Operasi	1.051.260.499.839	1.309.244.145.323	3.845.816.937.373	13.023.893.615.013	Cash Generated from Operations
Pembayaran Beban Keuangan	(912.217.041.393)	(914.549.779.400)	(4.248.301.822.137)	(1.823.812.200.163)	Payment for Financial Charges
Penerimaan Restitusi Pajak	23.599.640.682	1.032.006.767.009	1.032.006.767.009	314.435.395.994	Receipt from Tax Restitutions
Pembayaran Pajak	(635.592.862.008)	(1.119.367.056.364)	(218.460.237.543)	(2.500.267.370.782)	Payment for Taxes
<b>Kas Bersih Diperoleh dari (Digunakan untuk) Aktivitas Operasi</b>	<b>(472.949.762.880)</b>	<b>307.334.076.568</b>	<b>411.061.644.702</b>	<b>9.014.249.440.062</b>	<b>Net Cash Provided by (Used in) Operating Activities</b>
<b>ARUS KAS DARI AKTIVITAS INVESTASI</b>					<b>CASH FLOWS FROM INVESTING ACTIVITIES</b>
Penerimaan dari Ventura Bersama	137.050.866.224	1.828.511.844.850	3.569.091.183.581	915.660.664.958	Receipt from Joint Ventures
Penempatan pada Ventura Bersama	(394.411.413.404)	(40.656.907.166)	(679.421.911.703)	(2.860.216.608.022)	Placement of Joint Ventures
Penempatan Deposito	(38.099.437.621)	--	--	(216.255.472.785)	Placement of Time Deposits
Penerimaan Pencairan Deposito	--	1.996.492.653.463	2.303.340.274.735	2.099.000.000.000	Receipt from Time Deposits
Perolehan Aset Tetap	(102.537.550.811)	(867.837.749.148)	(905.056.615.353)	(2.742.933.949.138)	Acquisition of Fixed Assets
Penambahan Properti Investasi	--	--	--	(183.866.984.995)	Addition of Investment Properties
Penerimaan Atas Pengembalian Pinjaman	56.601.717.522	876.173.734.895	(5.943.759.065.644)	(11.963.159.274.305)	Receipt from Loans
Penerimaan Investasi Jangka Pendek	198.928.135.292	--	(230.560.425.391)	--	Placement of Short-Term Investments
Penerimaan atas Pelepasan Penyertaan Pada Entitas Anak dan Asosiasi	2.678.533.000.000	--	550.000.000.000	1.657.200.000.000	Receipt from Disposal of Investment In Subsidiaries
Perolehan Aset Tak Berwujud	(1.239.399.838.815)	(5.643.956.084.881)	--	--	Acquisition of Intangible Assets
Penerimaan atas Pengembalian Pinjaman dari Entitas Asosiasi	--	--	1.324.275.009.702	--	Receipt from Loans Repayment from Associates
Penempatan Investasi pada Entitas Asosiasi dan Jangka Panjang Lainnya	--	(875.497.740.497)	(1.043.985.936.342)	(1.597.873.534.941)	Placement of Investment In Associates and Long-Term Investments
Pinjaman Diberikan kepada Entitas Asosiasi	--	--	--	(32.298.146.709)	Loans to Associates
<b>Kas Bersih Diperoleh dari (Digunakan untuk) Aktivitas Investasi</b>	<b>1.296.665.478.387</b>	<b>(2.728.770.248.484)</b>	<b>(1.056.077.476.415)</b>	<b>(14.924.743.305.937)</b>	<b>Net Cash Provided by (Used in) Investing Activities</b>
<b>ARUS KAS DARI AKTIVITAS PENDANAAN</b>					<b>CASH FLOWS FROM FINANCING ACTIVITIES</b>
Pelunasan Utang Obligasi	(2.836.000.000.000)	(747.000.000.000)	(3.266.000.000.000)	(2.000.000.000.000)	Payment of Bonds Payable
Penerimaan Rekening Giro dan Deposito Berjangka	740.006.613.270	495.993.528.334	750.125.330.133	969.702.739.827	Interest Income from Current Account and Time Deposit
Pembayaran Beban Keuangan	(1.596.049.447.529)	(4.130.454.437.415)	(2.296.045.452.019)	(3.642.809.954.485)	Payment for Financial Charges
Pembayaran Emisi Obligasi	(7.319.750.000)	(34.258.936.871)	--	(42.622.479.202)	Bonds Issuance Costs
Penerimaan Penerbitan Obligasi	1.773.000.000.000	135.500.000.000	135.500.000.000	3.845.750.000.000	Receipt from Bonds Issuance
Penerimaan Pinjaman Bank	18.586.941.736.350	29.530.799.306.162	45.019.907.484.498	101.597.843.065.552	Receipt from Bank Loans
Pembayaran Pinjaman Bank	(16.979.180.481.406)	(30.956.852.643.052)	(48.163.241.580.359)	(96.874.491.736.591)	Payment of Bank Loans
Pembayaran Dividen Tunai	--	(45.317.667.578)	(46.907.502.471)	(990.709.745.083)	Payment of Cash Dividend
Penerimaan Pinjaman Lembaga Keuangan Non-Bank	422.823.547.378	864.137.113.551	1.069.855.241.147	1.292.187.578.508	Receipt from Financial Institution Non Bank
Pembayaran Pinjaman Lembaga Keuangan Non-Bank	--	--	(14.804.126.386)	--	Payment to Financial Institution Non Bank
Penerimaan Surat Utang Jangka Menengah	235.490.200.000	--	--	700.000.000.000	Receipt from Medium Term Notes
Pembayaran Surat Utang Jangka Menengah	(300.000.000.000)	(700.000.000.000)	(770.998.055.556)	(779.207.690.987)	Payment to Medium Term Notes
Pengeluaran ke Entitas Non-Pengendali	--	(71.507.276.040)	(71.507.276.040)	--	Paid to Non-controlling Interest
Penerimaan Utang Lain Lain dari Pemegang Saham Non-Pengendali	--	--	276.557.438.875	--	Receipt of Other Payables from Non-controlling Shareholders
Pembayaran Liabilitas Sewa	--	--	(29.512.542.804)	--	Payment of Lease Liabilities
Penerimaan Setoran dari Entitas Non-Pengendali	4.840.000.000	--	--	259.302.508.934	Receipt from Non-controlling Interest
<b>Kas Bersih Diperoleh dari (Digunakan untuk) Aktivitas Pendanaan</b>	<b>44.552.418.063</b>	<b>(5.658.961.012.909)</b>	<b>(7.407.071.040.982)</b>	<b>4.334.944.286.473</b>	<b>Net Cash Provided by (Used in) Financing Activities</b>
<b>KENAIKAN (PENURUNAN) BERSIH KAS DAN SETARA KAS</b>	<b>868.268.133.570</b>	<b>(8.078.397.184.825)</b>	<b>(8.052.086.872.695)</b>	<b>(1.575.549.579.402)</b>	<b>NET INCREASE (DECREASE) IN CASH AND CASH EQUIVALENTS</b>
<b>KERUGIAN SELISIH KURS YANG BELUM DIREALISASI</b>	<b>(6.824.775.641)</b>	<b>17.003.592.203</b>	<b>17.241.152.852</b>	<b>(11.818.609.407)</b>	<b>UNREALIZED (LOSS) ON FOREIGN EXCHANGE RATE</b>
<b>PENGARUH PELEPASAN ENTITAS ANAK PADA KAS DAN SETARA KAS</b>	<b>--</b>	<b>--</b>	<b>(10.026.936.683)</b>	<b>--</b>	<b>EFFECT ON DIVESTMENT</b>
<b>KAS DAN SETARA KAS PADA AWAL PERIODE</b>	<b>1.213.437.371.866</b>	<b>9.258.310.028.392</b>	<b>9.258.310.028.392</b>	<b>10.845.678.217.201</b>	<b>CASH AND CASH EQUIVALENTS AT THE BEGINNING OF PERIOD</b>
<b>KAS DAN SETARA KAS PADA AKHIR PERIODE</b>	<b>2.074.880.729.795</b>	<b>1.196.916.435.770</b>	<b>1.213.437.371.866</b>	<b>9.258.310.028.392</b>	<b>CASH AND CASH EQUIVALENTS AT THE END OF PERIOD</b>

Rekonsiliasi liabilitas yang timbul dari aktivitas pendanaan  
(Catatan 51)

Reconciliation of liabilities arising from financing activities  
(Note 51)

Lihat catatan atas laporan keuangan interim konsolidasian yang merupakan bagian yang tidak terpisahkan dari laporan Keuangan interim konsolidasian

See accompanying notes to consolidated interim financial statements which are an integral part of the consolidated interim financial statements